



Tohono O'odham Nation Health Care (TONHC)

COVID-19 Situation Update: November 10, 2021

T-Ñukuda Ha'icu Cihañig

This is a rapidly evolving situation. Information is recent as of November 10, 2021 at 7:00 and may change as more data becomes available.

COVID-19 Data among Members of Tohono O'odham Nation (TON)

Total Pandemic Cases	New Cases This Week	TONHC Percent Positive Tests This Week*	Total Pandemic Deaths **
2,236	43	11.9%	85

TONHC COVID-19 Vaccination Program

Number of people fully vaccinated	Total Doses Given to date	Points of Distribution (PODs) Completed	PODs Open This Week
10,762	20,344	376	11

What's New?

TOHONO O'ODHAM NATION CURRENT RISK LEVEL: HIGH

Low Transmission	Moderate Transmission	Substantial Transmission	High Transmission
------------------	-----------------------	--------------------------	-------------------

COVID-19 vaccines are now available for everyone ages 5 years and up. Any Native American/Alaska Native, TON tribal member, and all persons who work for or with the Nation may receive COVID-19 vaccines at TONHC Health Centers and our community outreach clinics. Most clinics also offer flu (influenza) vaccines at the same time. COVID-19 vaccine may be given at the same time as other vaccines.



The Leon Family got vaccinated together!

COVID-19 vaccination is currently recommended for:

- All persons ages 5 years and older
- People who are pregnant, breastfeeding, trying to get pregnant, or may get pregnant in the future
- People who have been infected with COVID-19 once they recover
- People who received monoclonal antibody treatments (mAB), 90 days after treatment.
- Adult boosters for most TON adults. See details on the vaccination page

Pfizer COVID-19 vaccine is over 90% effective to protect children from COVID-19 disease. The dose in the vaccine for children ages 5-11 years old is slightly lower than for kids 12 years and older and adults. Otherwise, it's very similar. Expected side effects include pain at the injection site, headache, fatigue, muscle aches that resolve in 1-2 days, but are less frequent than in adults. TONHC began to offer children's COVID-19 vaccinations and boosters for adults on November 10.

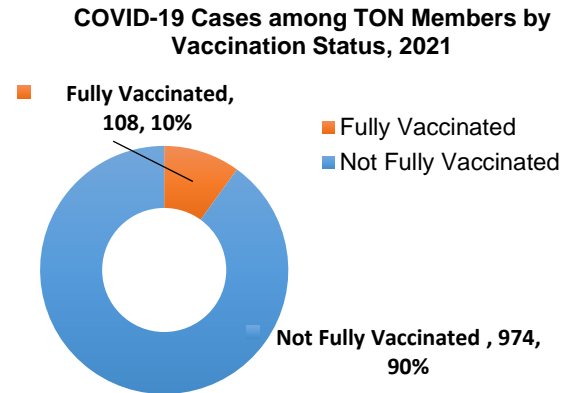
Positive COVID-19 Cases

	Enrolled Member of Tohono O'odham Nation	Enrolled Member of Another Tribe or Other	Total
Residing within Boundaries of TON	1484	53	1537
Residing outside Boundaries of TON	752	328	1080
Total	2236	381	2617

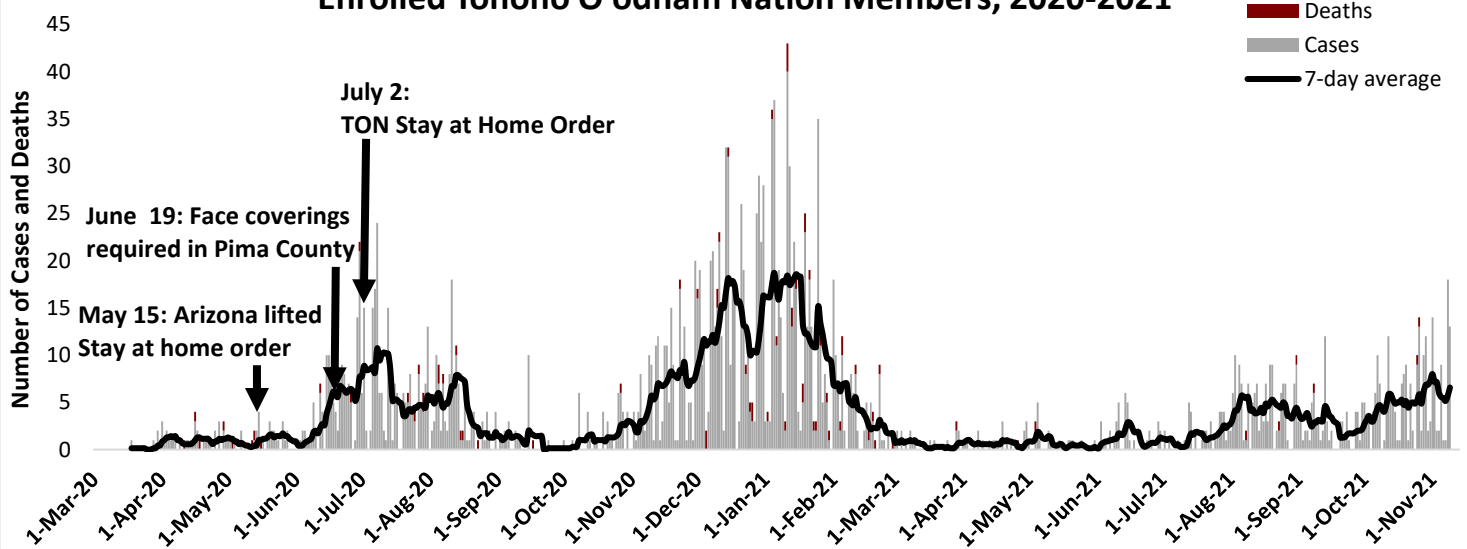
*Includes non-TON members tested at TONHC

**Total Pandemic Cases & Deaths include non-tribal community members

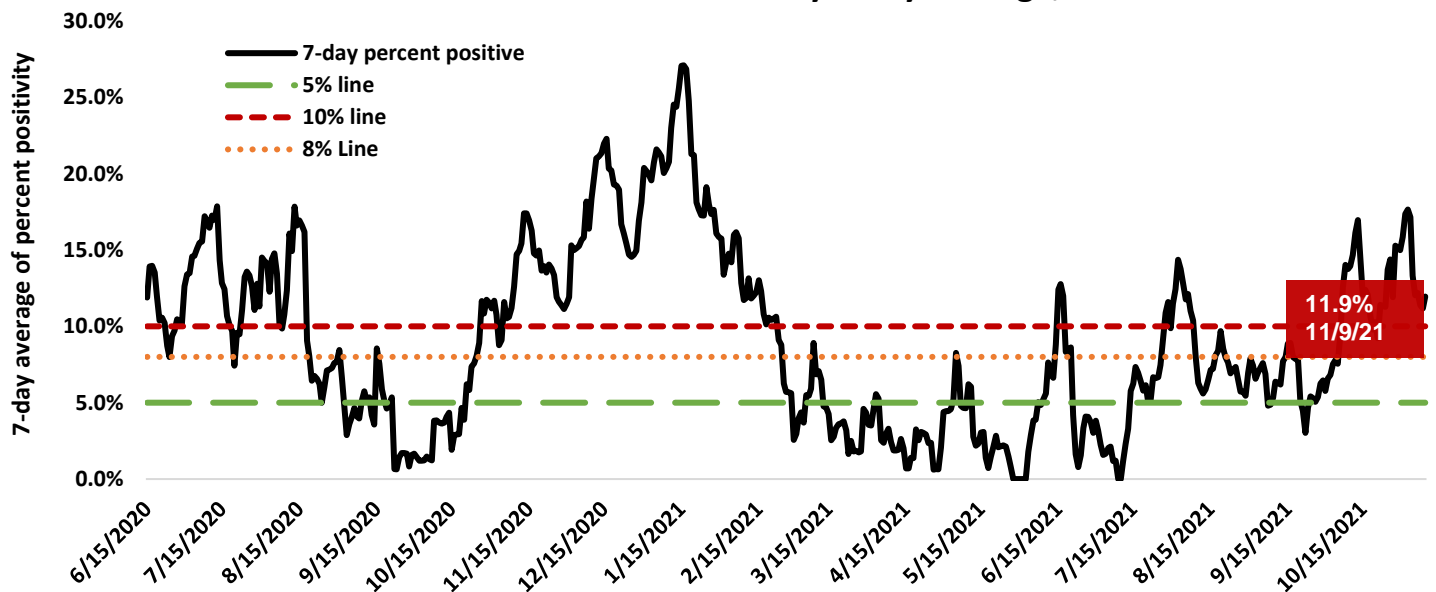
COVID-19 Case data	TON	Pima County	AZ
Total Cases	2237	148,962	1,199,277
Number of cases in last 7 days	43	3,427	23,757
Incidence Rate last 7 days (per 100,000)	161	298	308
Percent Positivity last 7 days	11.9%	13.0%	12.4%
Cumulative Incidence Rate (per 100,000)	11,375	14,259	16,682
Number Deaths (% of total cases)	85 (3%)	2,789 (2%)	21,525 (2%)
Number Hospitalized (% of total cases)	272 (12%)	8,835 (6%)	81,186 (7%)



Confirmed COVID-19 Cases and Deaths by Date among Enrolled Tohono O'odham Nation Members, 2020-2021



TONHC COVID-19 Test Percent Positivity 7-day Average, 2020-2021



TON COVID-19 Vaccination Program

NEW (Nov 2021): COVID-19 Vaccines for children CDC now recommends that children between the ages of 5 and 11 years receive the Pfizer pediatric COVID-19 Vaccine. Widespread vaccination for COVID-19 is a critical tool to best protect everyone, especially those at highest risk, from severe illness and death.

COVID-19 Vaccine is available through TONHC to:

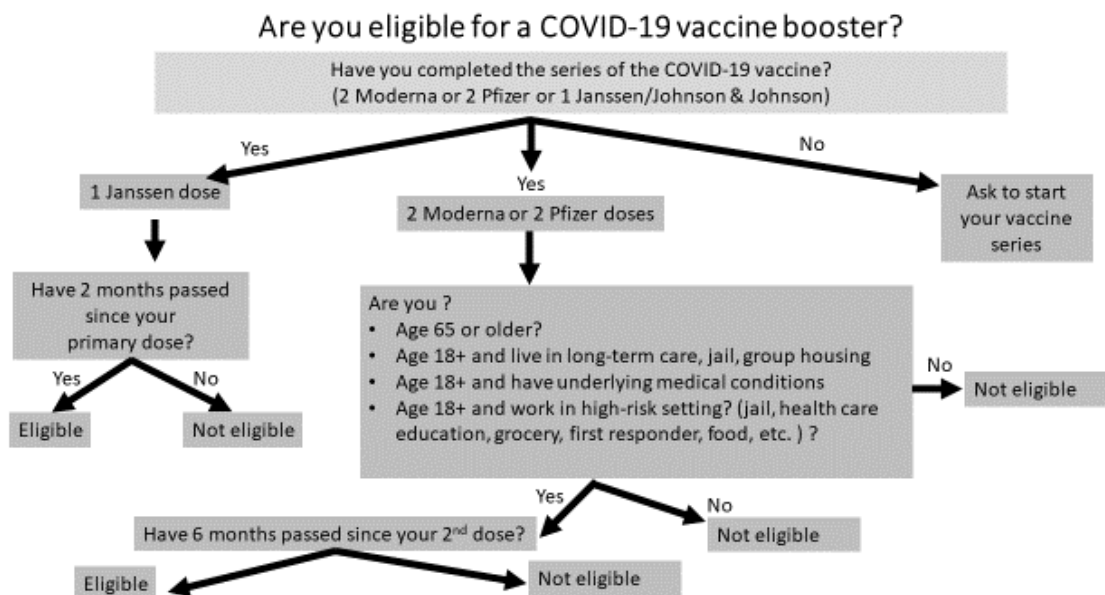
- TON members or other tribal members and TONHC patients
- Non-Native persons who work with or on the TON
- Non-Native persons who reside in a household with a tribal member or on the Nation

CDC currently recommends COVID-19 vaccination for:

- Children ages 5 years and older
- Women who are pregnant, breastfeeding, trying to get pregnant now, or might become pregnant in the future,
- Persons who have been infected with COVID-19 once they recover and/or have completed isolation.
- Persons who received monoclonal antibody treatments (mAB), 90 days after treatment.

NEW (Oct 2021): CDC recommends boosters for persons who completed their first series, at least 6 months after the last dose of Moderna or Pfizer and at least 2 months after Janssen for:

- 65 years and older
- Age 18+ with medical conditions or disabilities (diabetes, overweight, heart, lung, kidney disease, etc.)
- Age 18+ who work or live in high-risk settings (long term care, detention centers, healthcare and first responders, grocery stores, transit, education, food and agriculture)
- Persons with weakened immune systems need a third dose 28 days after completing initial series, and a booster dose 6 months after their 3rd dose (total of four doses)
- Adult American Indian/Alaska Native persons may be considered at higher risk and may be eligible for a booster regardless of other risk factors (CDC has not yet made this recommendation).



COVID-19 Vaccinations	Completed COVID-19 Vaccine Series		At Least 1 COVID-19 Vaccine Administered		Population
	Percent (%)	(n)	Percent (%)	(n)	(n)
US Population 12 years & over**	69%		79%		
American Indian/Alaska Native (TONHC patients)	44%	9,367	49%	10,397	21,293*
Tohono O'odham Nation Member	48%	8,104	54%	8,962	16,748 [†]
Residing on TON	54%	5,278	59%	5,783	9,830 [#]

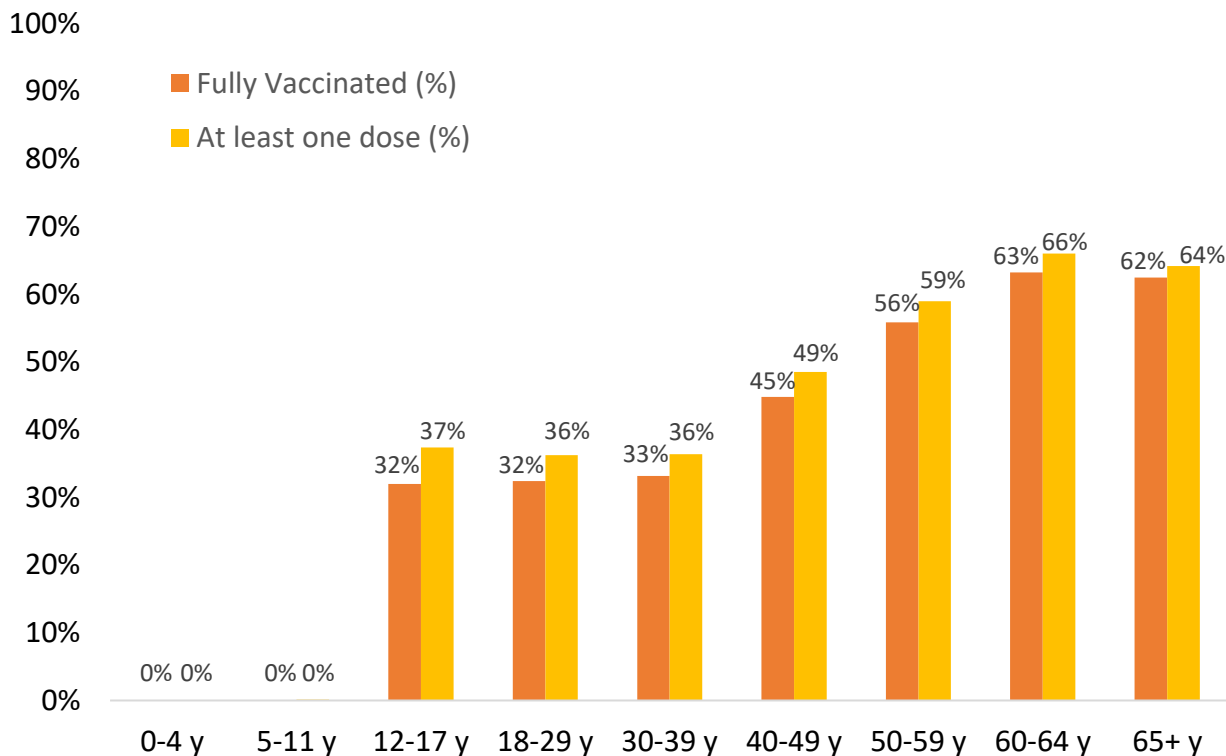
*American Indian/Alaska Native, vaccine eligible ages 5 years and older, at least 1 visit at TONHC in last 3 years, and TON members receiving vaccine through PIMC

[†]Enrolled TON member, vaccine eligible ages 5 years and older, at least one visit at TONHC in last 3 years, and TON members receiving vaccine through PIMC

[#]Enrolled TON members and non-members, vaccine eligible ages 5 years and older, at least one visit at TONHC in last 3 years, residing on TON, including TON members receiving vaccine through PIMC

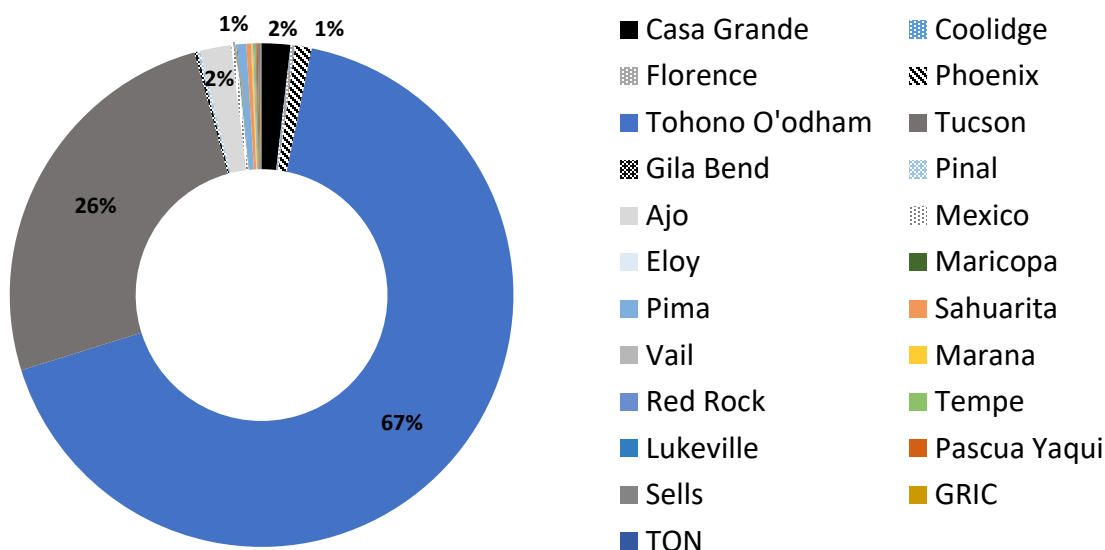
**CDC | Data as of: November 10, 2021 6:00am ET. Posted: Wednesday, November 10, 2021 2:52 PM ET

TONHC Population Vaccinated by Age Group



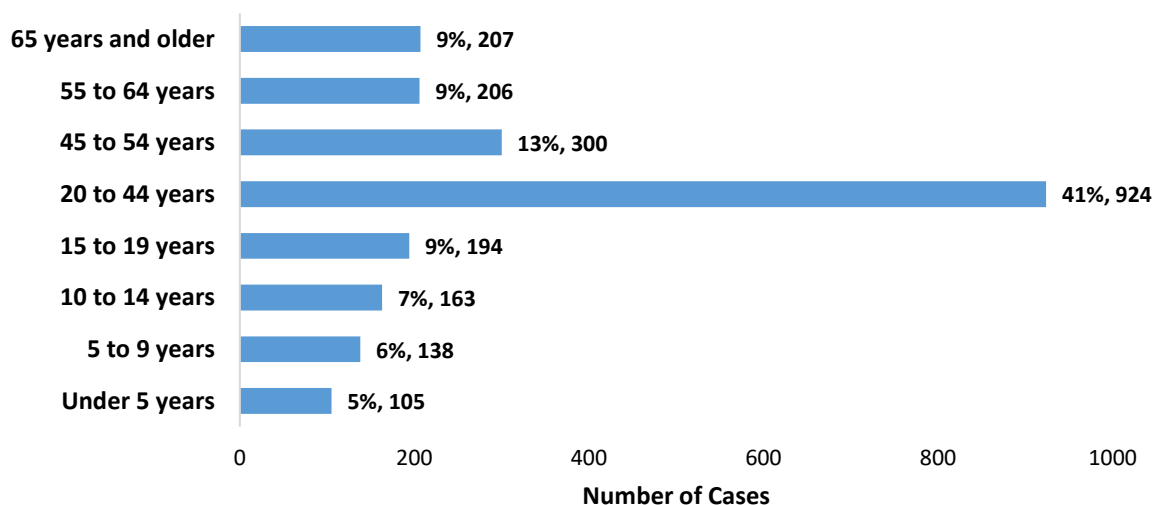
COVID-19 Data Summary

Region of Residence for COVID-19 Cases among Members of the Tohono O'odham Nation



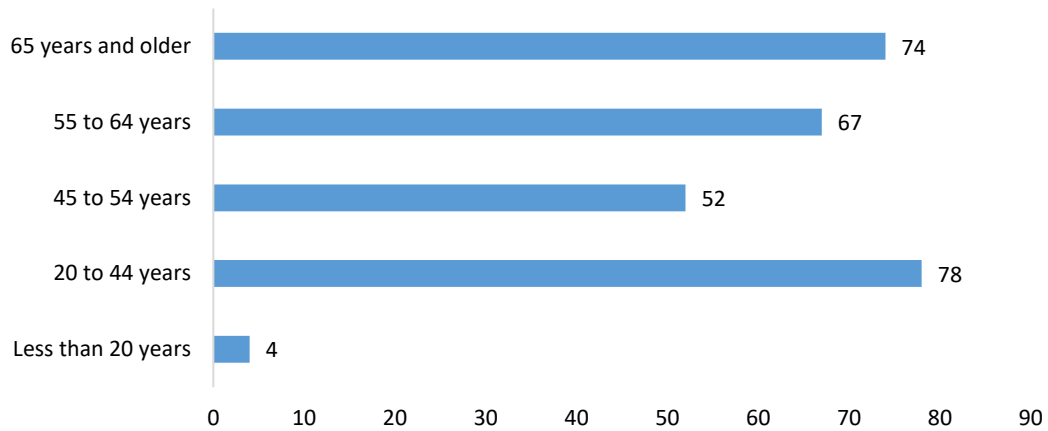
Some areas are less than 1%

Age Distribution of COVID-19 Cases among Tohono O'odham Members, 2020-2021

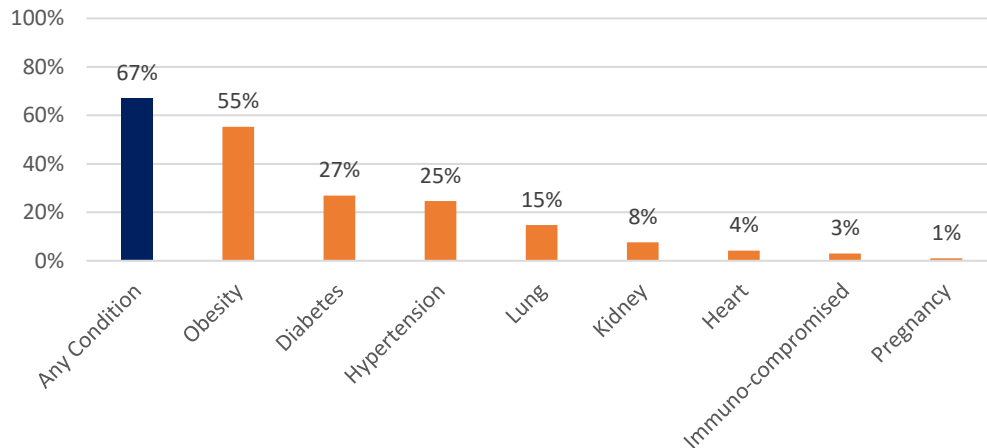


Median age of cases is 33

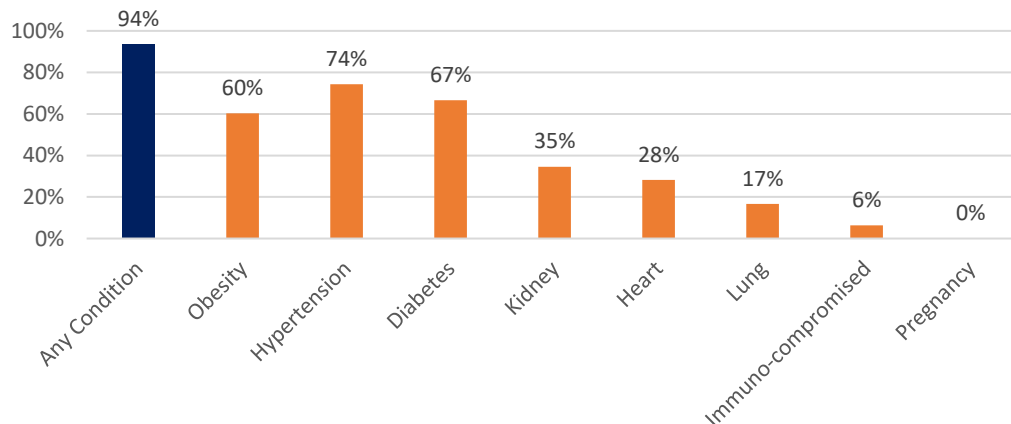
Hospitalized COVID-19 Cases by Age Group TON, 2020-2021



Underlying conditions of cases with COVID-19 among TON tribal members

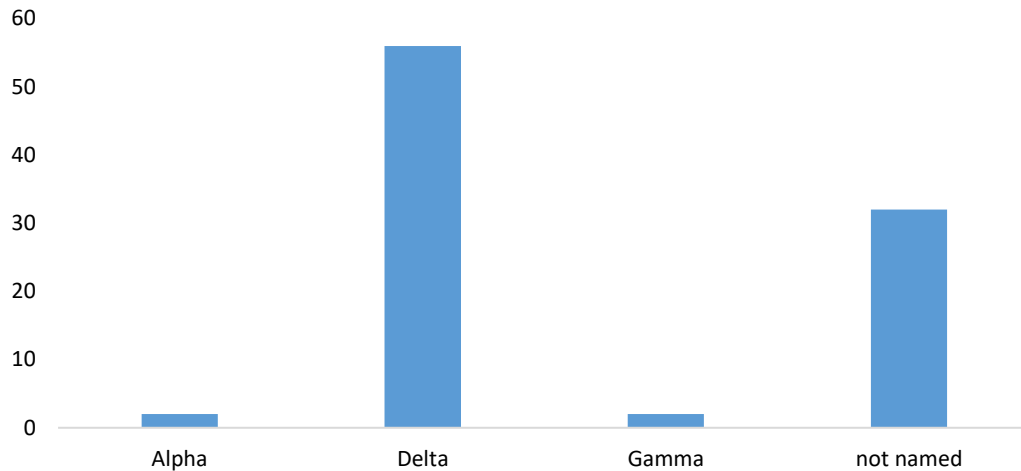


Underlying Conditions Among TON COVID-19 deaths

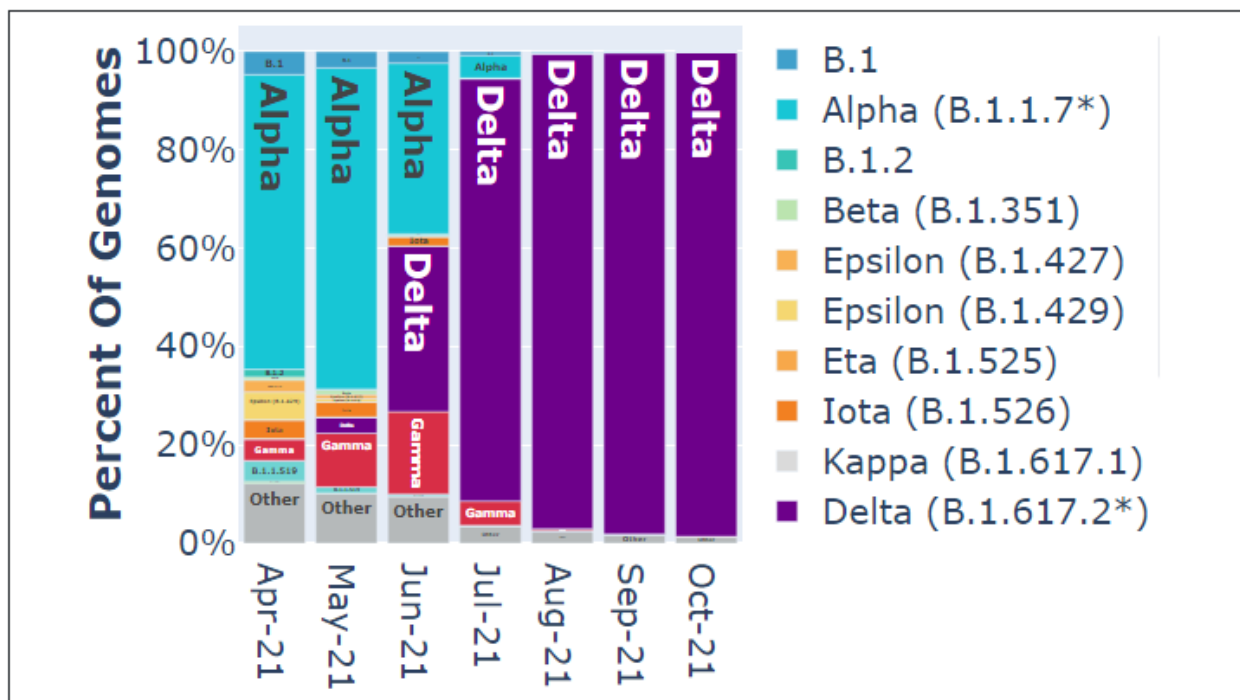


COVID-19 Variants

COVID-19 Variants reported from TONHC cases,
Arizona Department of Health Services, 2021



Variants in Arizona Genomes



Lineages are assigned by [Pangolin](#) (O'Toole et al *Virus Evolution*)

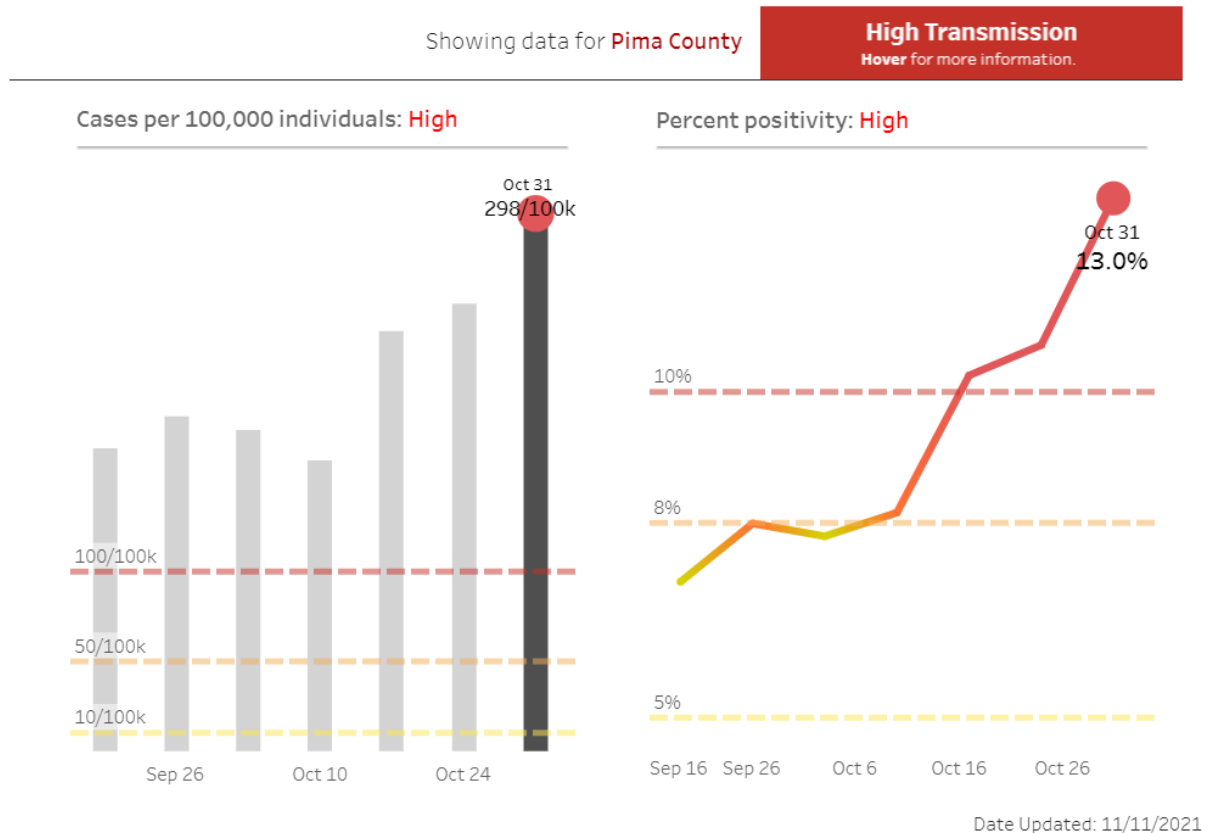
COVID-19 Laboratory Testing at TONHC

Total Covid-19 Tests Performed at TONCH through 11/10/2021	19837
Total Tests Performed in Past 7 Days	398

COVID-19 testing began at TONHC on March 23, 2020. Same-day testing is available at San Xavier, Sells, and San Simon Health Centers. On-site same-day testing began on April 20, 2020. There are two different in-house testing platforms currently: same-day/rapid test for symptomatic patients or same-day PCR testing (testing for SARS CoV-2, Flu A, Flu B, and RSV using one swab, starting February 1, 2021). Send-out testing is for specific cases. Effective 8/1/21, in-house antibody testing was discontinued, however testing can still be ordered and sent to the reference laboratory.

Arizona COVID-19 School Benchmarks

On March 2nd, 2021 CDC announced updated school guidance. The Arizona Department of Health Developed Community Transmission to Reflect Level of Community Risk: CDC recommends the use of two measures of community burden to determine the level of community transmission. These measures assess the incidence and spread of COVID-19 in the community, not the school itself. Risk is dependent on community level transmission **and** implementation of school and community mitigation strategies.



Indicator	Low Transmission	Moderate Transmission	Substantial Transmission	High Transmission
Total new cases per 100,000 persons in the last 7 days	0 – 9	10 – 49	50 – 99	≥ 100
Percentage of nucleic acid amplification tests (NAATs) that are positive during the past 7 days	<5.0%	5.0% – 7.9%	8.0% – 9.9%	≥ 10.0%

Arizona Department of Health Services, <https://www.azdhs.gov/documents/preparedness/epidemiology-disease-control/infectious-disease-epidemiology/novel-coronavirus/schools/school-benchmarks.pdf>, accessed 3/11/21.

Sells Emergency Department

Door to transfer time, the amount of time it takes to transfer a patient to another facility for higher-level care from the time they entered the emergency department, has increased dramatically for Sells Emergency Department since August 2021 due to COVID-19. September door to transfer time was over 500 minutes. As higher-level care hospitals continue to see increased COVID-19 cases, Sells ED patients will continue seeing increased wait times.

Month	Door-to-Transfer time for Sells Hospital ED	Total Visits
June 2021	262 minutes	753
July 2021	292 minutes	742
August 2021	402 minutes	859
September 2021	531 minutes	833
October 2021	439 minutes	761

Sells Hospital uses the Arizona Surge Line for all COVID-19 transfers outside of TONHC. The Arizona Surge Line is a 24/7 toll-free statewide system activated 4/22/20 to keep hospitals and regions of Arizona from being overwhelmed by facilitating COVID-19 patient admission, transfer, and discharge to appropriate levels of care.

SELLS INPATIENT UNIT

To minimize possible exposure and conserve personal protective equipment, visitors are not allowed on the inpatient ward. Exceptions are for pediatric patients, patients in labor, and other special circumstances. In accordance with state enhanced surveillance advisory related to COVID-19, daily information is reported to Arizona State using EMResource.

Medical Bed Capacity through 11/11/2021	3
ICU	0
Negative Pressure Rooms	2 - inpatient ward, 1- Emergency Department
COVID-19 patients admitted to TONHC to date	3

PUBLIC HEALTH NURSING – CONTACT TRACING

Number of PHN contact tracings through 11/3/21	4526
------------------------------------------------	------

TONHC public health nursing conducts case investigation and contact tracing (involves interviewing). Case investigations are initiated on everyone who tests positive for COVID-19.

Persons residing off Tohono O'odham Nation are contacted by health departments from their respective county of residence.

APPENDIX

Confirmed COVID-19 Cases and Absolute Change among Enrolled Tohono O'odham Nation Members by Week, 2020-2021*

Week (2020)	Cumulative COVID-19 Cases Among Enrolled Tohono O'odham Tribal Members	Absolute Change [§] in Cumulative Case Counts from Previous Week
June 24 th – June 30 th	208	
July 1 st – July 7 th	265	57
July 8 th – July 14 th	324	59
July 15 th – July 21 st	349	25
July 22 nd – July 28 th	382	33
July 29 th – August 4 th	421	39
August 5 th – August 11 th	468	47
August 12 th – August 18 th	501	33
August 19 th – August 25 th	513	12
August 26 th – September 1 st	523	10
September 2 nd – September 8 th	532	9
September 9 th – September 15 th	546	14
September 16 th – September 22 nd	546	0
September 23 rd – September 29 th	547	1
September 30 th – October 6 th	549	2
October 7 th – October 13 th	560	11
October 14 th – October 20 th	566	6
October 21 st – October 27 th	584	18
October 28 th – November 3 rd	597	13
November 4 th – November 10 th	637	40
November 11 th – November 17 th	687	50
November 18 th – November 24 th	744	57
November 25 th – December 1 st	805	61
December 2 nd – December 8 th	890	85
December 9 th – December 15 th	1017	127
December 16 th – December 22 nd	1109	92
December 23 rd – December 29 th	1191	82
December 30 th – January 5 th	1322	131
January 6 th – January 12 th	1444	122
January 13 th – January 19 th	1530	86
January 20 th – January 26 th	1624	94
January 27 th – February 2 nd	1671	47
February 3 rd – February 9 th	1705	34
February 10 th – February 16 th	1728	23
February 17 th – February 23 rd	1746	18
February 24 th – March 2 nd	1752	6
March 3 rd – March 9 th	1758	6
March 10 th – March 16 th	1759	1
March 17 th – March 23 rd	1761	2
March 24 th – March 30 th	1763	2
March 31 st – April 6 th	1764	1

April 7 th – April 13 th	1766	2
April 14 th – April 20 th	1770	4
April 21 st – April 27 th	1772	2
April 28 th – May 4 th	1780	8
May 5 th – May 11 th	1789	9
May 12 th – May 18 th	1790	1
May 19 th – May 25 th	1793	3
May 26 th – June 1 st	1794	1
June 2 nd – June 8 th	1800	6
June 9 th – June 15 th	1818	18
June 16 th – June 22 nd	1820	2
June 23 rd – June 29 th	1823	3
June 30 – July 6 th	1825	2
July 7 th – July 13 th	1832	7
July 14 th – July 20 th	1839	7
July 21 st – July 27 th	1850	11
July 28 th – August 3 rd	1876	26
August 4 th – August 10 th	1897	21
August 11 th – August 17 th	1925	28
August 18 th – August 24 th	1950	25
August 25 th – August 31 st	1976	26
September 1 st – September 7 th	1991	15
September 8 th – September 14 th	2010	19
September 15 th – September 21 st	2014	4
September 22 nd – September 28 th	2026	12
September 29 th – October 5 th	2041	15
October 6 th – October 12 th	2078	37
October 13 th – October 19 th	2106	28
October 20 th – October 26 th	2145	39
October 27 th – November 2 nd	2194	49
November 3 rd – November 9 th	2237	43

*changes due to added cases

Confirmed COVID-19 Cases and Absolute Change among Enrolled Tohono O'odham Nation Members Residing within the Tohono O'odham Nation by Week, 2020-2021*

Week (2020)	Cumulative COVID-19 Cases Among Enrolled Tohono O'odham Tribal Members Residing within the Tohono O'odham Nation Boundary	Absolute Change [§] in Cumulative Case Counts from Previous Week
June 24 th – June 30 th	87	
July 1 st – July 7 th	116	29
July 8 th – July 14 th	163	47
July 15 th – July 21 st	182	19
July 22 nd – July 28 th	204	22
July 29 th – August 4 th	234	30
August 5 th – August 11 th	272	38
August 12 th – August 18 th	299	27
August 19 th – August 25 th	309	10
August 26 th – September 1 st	319	10

September 2 nd – September 8 th	326	7
September 9 th – September 15 th	340	14
September 16 th – September 22 nd	340	0
September 23 rd – September 29 th	340	0
September 30 th – October 6 th	341	1
October 7 th – October 13 th	349	8
October 14 th – October 20 th	352	3
October 21 st – October 27 th	358	6
October 28 th – November 3 rd	369	11
November 4 th – November 10 th	402	32
November 11 th – November 17 th	437	35
November 18 th – November 24 th	485	48
November 25 th – December 1 st	528	43
December 2 nd – December 8 th	589	61
December 9 th – December 15 th	685	96
December 16 th – December 22 nd	747	62
December 23 rd – December 29 th	796	49
December 30 th – January 5 th	884	88
January 6 th – January 12 th	969	85
January 13 th – January 19 th	1031	62
January 20 th – January 26 th	1106	75
January 27 th – February 2 nd	1137	31
February 3 rd – February 9 th	1166	29
February 10 th - February 16 th	1179	13
February 17 th – February 23 rd	1191	12
February 24 th – March 2 nd	1195	4
March 3 rd – March 9 th	1199	4
March 10 th – March 16 th	1200	1
March 17 th – March 23 rd	1202	2
March 24 th – March 30 th	1204	2
March 31 st – April 6 th	1204	0
April 7 th – April 13 th	1204	0
April 13 th – April 20 th	1207	3
April 21 st – April 27 th	1207	0
April 28 th – May 4 th	1211	4
May 5 th – May 11 th	1220	9
May 12 th – May 18 th	1221	1
May 19 th – May 25 th	1223	2
May 26 th – June 1 st	1224	1
June 2 nd – June 8 th	1228	4
June 9 th – June 15 th	1244	16
June 16 th – June 22 nd	1245	1
June 23 rd – June 29 th	1246	1
June 30 – July 6 th	1247	1
July 7 th – July 13 th	1253	6
July 14 th – July 20 th	1258	5

July 21 st – July 27 th	1263	5
July 28 th – August 3 rd	1282	19
August 4 th – August 10 th	1294	12
August 11 th – August 17 th	1312	18
August 18 th – August 24 th	1324	12
August 25 th – August 31 st	1339	15
September 1 st – September 7 th	1344	5
September 8 th – September 14 th	1353	9
September 15 th – September 21 st	1355	2
September 22 nd – September 28 th	1363	8
September 29 th – October 5 th	1370	7
October 6 th – October 12 th	1395	25
October 13 th – October 19 th	1409	14
October 20 th – October 26 th	1436	27
October 27 th – November 2 nd	1464	28
November 3 rd – November 9 th	1484	20

•Changes due to added cases and reclassification of residence

TONHC COVID-19 Positive Test Results and Absolute Change by Week, 2020-2021

Week (2020)	TONHC Cumulative Positive COVID-19 Test Results	Absolute Change [†] in Positive Test Results from Previous Week
June 24 th – June 30 th	153	
July 1 st – July 7 th	202	49
July 8 th – July 14 th	251	49
July 15 th – July 21 st	278	27
July 22 nd – July 28 th	302	24
July 29 th – August 4 th	342	40
August 5 th – August 11 th	382	40
August 12 th – August 18 th	403	21
August 19 th – August 25 th	416	13
August 26 th – September 1 st	426	10
September 2 nd – September 8 th	431	5
September 9 th – September 15 th	444	13
September 16 th – September 22 nd	445	1
September 23 rd – September 29 th	447	2
September 30 th – October 6 th	449	2
October 7 th – October 13 th	457	8
October 14 th – October 20 th	464	7
October 21 st – October 27 th	487	23
October 28 th – November 3 rd	505	18
November 4 th – November 10 th	549	44
November 11 th – November 17 th	604	55
November 18 th – November 24 th	667	63
November 25 th – December 1 st	725	58
December 2 nd – December 8 th	824	99
December 9 th – December 15 th	962	138
December 16 th – December 22 nd	1066	104

TONHC Situation Update 11/10/2021 7:00

Wear a mask, physically distance, and wash your hands to protect Tohono O'odham Nation

December 23 rd – December 29 th	1148	82
December 30 th – January 5 th	1276	128
January 6 th – January 12 th	1409	133
January 13 th – January 19 th	1497	88
January 20 th – January 26 th	1584	87
January 27 th – February 2 nd	1630	46
February 3 rd – February 9 th	1664	34
February 10 th – February 16 th	1689	25
February 17 th – February 23 rd	1706	17
February 24 th – March 2 nd	1711	5
March 3 rd – March 9 th	1723	12
March 10 th – March 16 th	1729	6
March 17 th – March 23 rd	1731	2
March 24 th – March 30 th	1736	5
March 31 st – April 6 th	1739	3
April 7 th – April 13 th	1743	4
April 13 th – April 20 th	1747	4
April 21 st – April 27 th	1748	1
April 28 th – May 4 th	1755	7
May 5 th – May 11 th	1764	9
May 12 th – May 18 th	1765	1
May 19 th – May 25 th	1768	3
May 26 th – June 1 st	1768	0
June 2 nd – June 8 th	1774	6
June 9 th – June 15 th	1792	18
June 16 th – June 22 nd	1794	2
June 23 rd – June 29 th	1798	4
June 30 – July 6 th	1800	2
July 7 th – July 13 th	1803	3
July 14 th – July 20 th	1810	7
July 21 st – July 27 th	1823	13
July 28 th – August 3 rd	1853	30
August 4 th – August 10 th	1878	25
August 11 th – August 17 th	1906	28
August 18 th – August 24 th	1932	26
August 25 th – August 31 st	1965	33
September 1 st – September 7 th	1978	13
September 8 th – September 14 th	1996	18
September 15 th – September 21 st	2005	9
September 22 nd – September 28 th	2019	14
September 29 th – October 5 th	2035	16
October 6 th – October 12 th	2075	40
October 13 th – October 19 th	2102	27
October 20 th – October 26 th	2141	39
October 27 th – November 2 nd	2183	42
November 3 rd – November 9 th	2236	53