



# Tohono O'odham Nation Health Care (TONHC)

COVID-19 Situation Update: November 24, 2021

T-Ñukuda Ha'icu Cihañig

This is a rapidly evolving situation. Information is recent as of November 24, 2021 at 7:00 and may change as more data becomes available.

## COVID-19 Data among Members of Tohono O'odham Nation (TON)

Total Pandemic Cases	New Cases This Week	TONHC Percent Positive Tests This Week*	Total Pandemic Deaths **
2,336	44	13.8%	88

## TONHC COVID-19 Vaccination Program (11/17/2021)

Number of people fully vaccinated	Total Doses Given to date	Points of Distribution (PODs) Completed	PODs Open This Week
10,762	20,344	386	11

## What's New?

**TOHONO O'ODHAM NATION CURRENT RISK LEVEL: HIGH**

Low Transmission	Moderate Transmission	Substantial Transmission	High Transmission
------------------	-----------------------	--------------------------	-------------------

COVID-19 cases are again on the increase. The highly contagious Delta variant now accounts for about 99% of cases. Most Arizona communities including Pima County and the Tohono O'odham Nation are in HIGH transmission risk level and hospitalizations are rising. Public Health urges people to increase personal COVID-19 precautions: avoid crowds and indoor gatherings, especially where persons are unvaccinated. If you must be in public spaces indoors, wear a mask, regardless of your vaccination status. Incorporate extra precautions into any holiday plans.



Vaccination remains the best protection. All persons ages 5 years and older should get COVID-19 vaccinations.

## Positive COVID-19 Cases

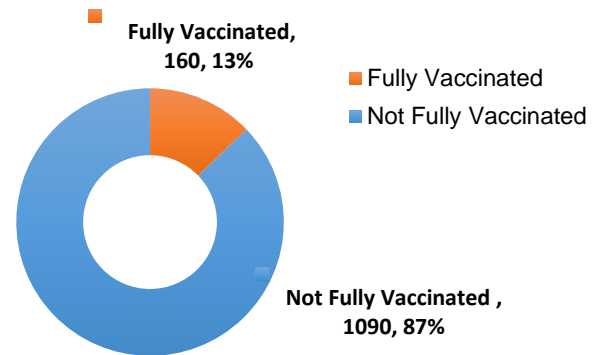
	Enrolled Member of Tohono O'odham Nation	Enrolled Member of Another Tribe or Other	Total
Residing within Boundaries of TON	1540	53	1593
Residing outside Boundaries of TON	796	339	1135
<b>Total</b>	<b>2336</b>	<b>392</b>	<b>2728</b>

\*Includes non-TON members tested at TONHC

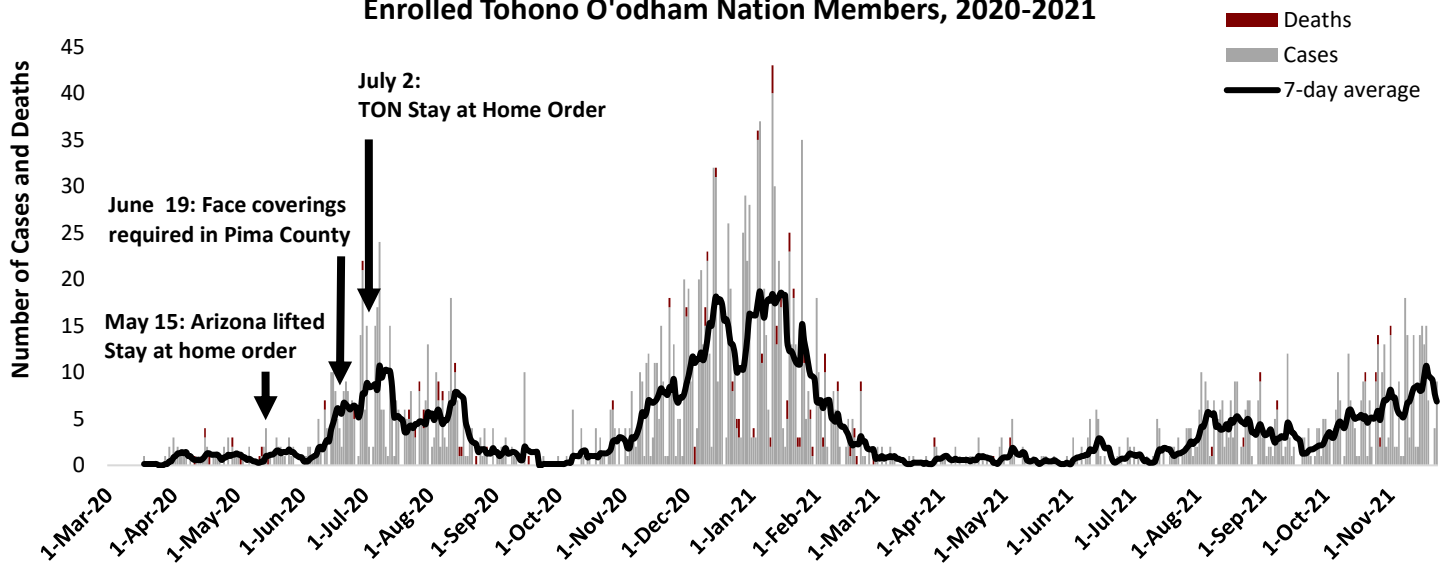
\*\*Total Pandemic Cases & Deaths include non-tribal community members

COVID-19 Case data	TON	Pima County	AZ
Total Cases	2336	156,766	1,252,248
Number of cases in last 7 days	44	4,257	28,356
Incidence Rate last 7 days (per 100,000)	169		
Percent Positivity last 7 days	13.8%	13.6%	13.2%
Cumulative Incidence Rate (per 100,000)	11,796	15,006	17,419
Number Deaths (% of total cases)	88 (3%)	2,865 (2%)	22,098 (2%)
Number Hospitalized (% of total cases)	278 (12%)	9,316 (6%)	84,813 (7%)

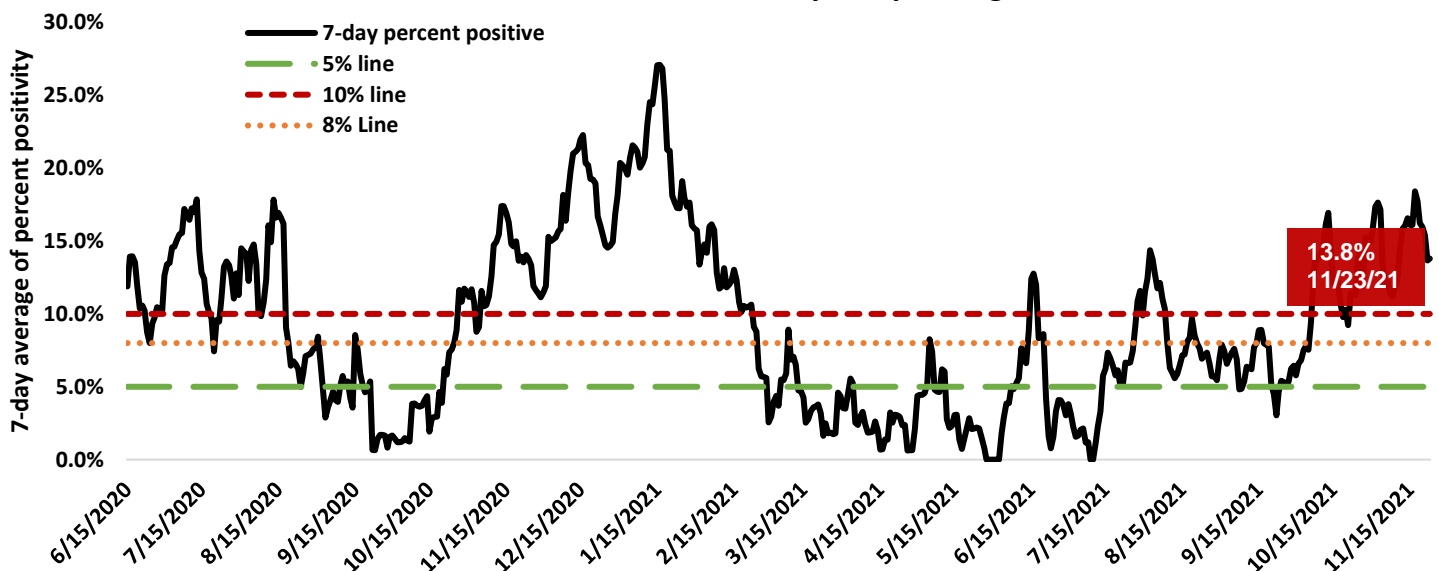
COVID-19 Cases among TON Members by Vaccination Status, 2021



Confirmed COVID-19 Cases and Deaths by Date among Enrolled Tohono O'odham Nation Members, 2020-2021



TONHC COVID-19 Test Percent Positivity 7-day Average, 2020-2021



## TON COVID-19 Vaccination Program

**NEW (Nov 2021): COVID-19 Vaccines for children** CDC now recommends that children between the ages of 5 and 11 years receive the Pfizer pediatric COVID-19 Vaccine. Widespread vaccination for COVID-19 is a critical tool to best protect everyone, especially those at highest risk, from severe illness and death.

### **COVID-19 Vaccine is available through TONHC to:**

- TON members or other tribal members and TONHC patients
- Non-Native persons who work with or on the TON
- Non-Native persons who reside in a household with a tribal member or on the Nation

### **CDC currently recommends COVID-19 vaccination for:**

- Children ages 5 years and older
- Women who are pregnant, breastfeeding, trying to get pregnant now, or might become pregnant in the future,
- Persons who have been infected with COVID-19 once they recover and/or have completed isolation.
- Persons who received monoclonal antibody treatments (mAB), 90 days after treatment.

### **NEW (Oct 2021): COVID-19 Boosters**

- Persons aged 18 years and older who received Pfizer-BioNTech or Moderna COVID-19 vaccines may get a booster at least 6 months after completing their primary COVID-19 vaccination series (total of 3 shots).
- All Persons aged 18 years and older who received Johnson & Johnson (Janssen) vaccine should get a booster at least 2 months the first dose (total of 2 shots).
- All adults are eligible for COVID-19 vaccine boosters.

### **Moderately to severely immunocompromised people**

- Persons with weakened immune systems ages 12 years and older who received Pfizer-BioNTech or Moderna COVID-19 vaccines should receive a third dose 28 days after completing their primary COVID-19 vaccination series and a booster dose 6 months after the 3rd dose (total of 4 shots).
- Persons with weakened immune systems, ages 18 years and older, who received Johnson & Johnson (Janssen) vaccine COVID-19 vaccine should get a booster dose at least 2 months after their single-dose J&J/Janssen primary shot (total of 2 shots).

**Any of the COVID-19 vaccines authorized in the United States can be used for the booster doses**

## TON COVID-19 Vaccination Program

Vaccination Information as of 11/17/2021

COVID-19 Vaccinations	Completed COVID-19 Vaccine Series		At Least 1 COVID-19 Vaccine Administered		Population
	Percent (%)	(n)	Percent (%)	(n)	(n)
US Population 12 years & over**	69%		80%		
American Indian/Alaska Native (TONHC patients)	44%	9,448	50%	10,542	21,287*
Tohono O'odham Nation Member	49%	8,169	54%	9,107	16,759 †
Residing on TON	54%	5,316	59%	5,802	9,829#

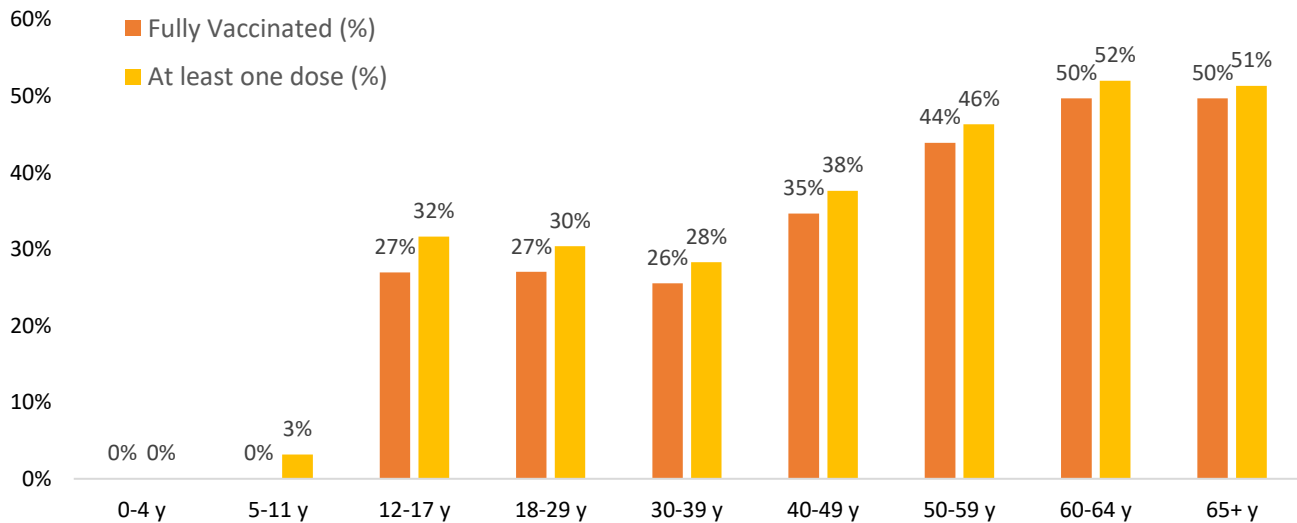
\*American Indian/Alaska Native, vaccine eligible ages 5 years and older, at least 1 visit at TONHC in last 3 years, and TON members receiving vaccine through PIMC

†Enrolled TON member, vaccine eligible ages 5 years and older, at least one visit at TONHC in last 3 years, and TON members receiving vaccine through PIMC

#Enrolled TON members and non-members, vaccine eligible ages 5 years and older, at least one visit at TONHC in last 3 years, residing on TON, including TON members receiving vaccine through PIMC

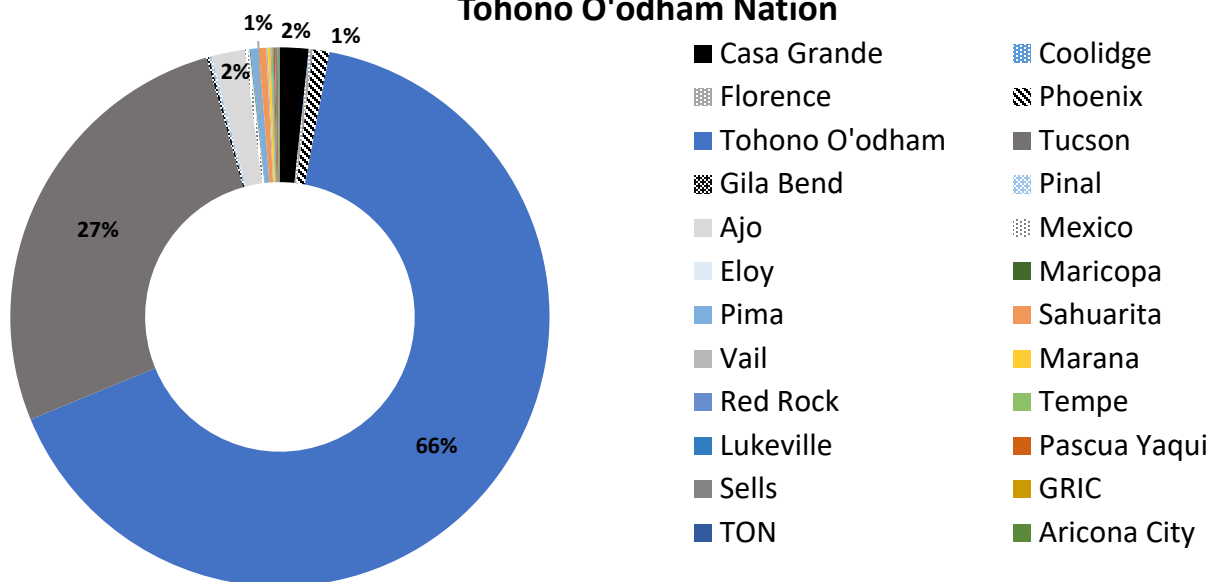
\*\*CDC | Data as of: November 17, 2021 6:00am ET. Posted: Wednesday, November 17, 2021 4:50 PM ET

### TONHC Population Vaccinated by Age Group



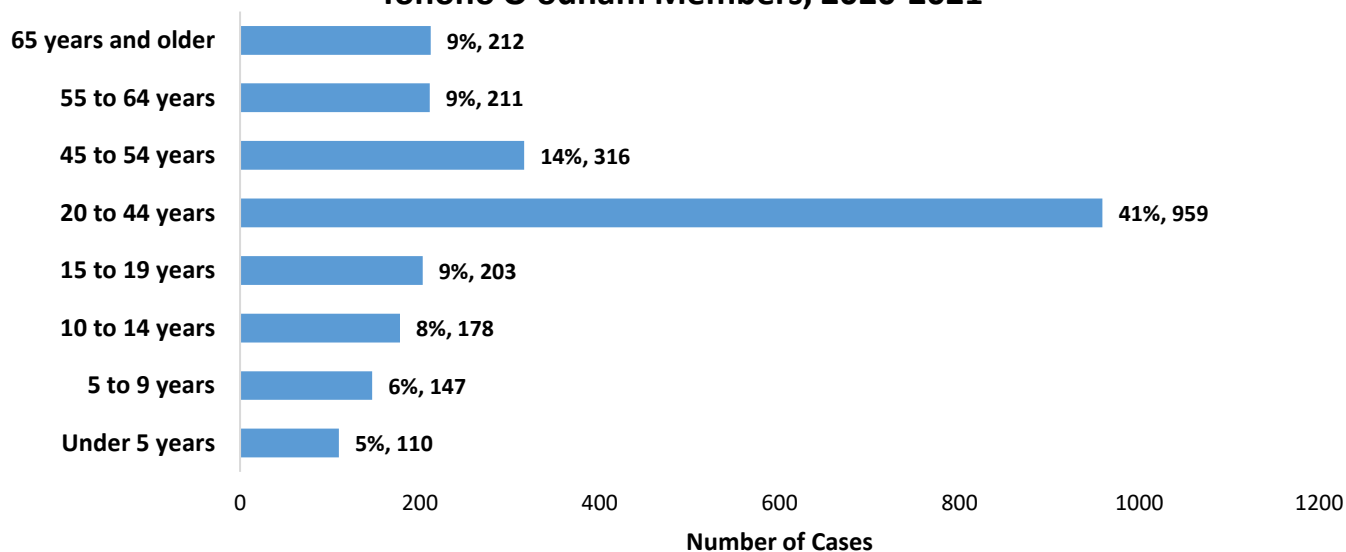
## COVID-19 Data Summary

**Region of Residence for COVID-19 Cases among Members of the Tohono O'odham Nation**



Some areas are less than 1%

**Age Distribution of COVID-19 Cases among Tohono O'odham Members, 2020-2021**

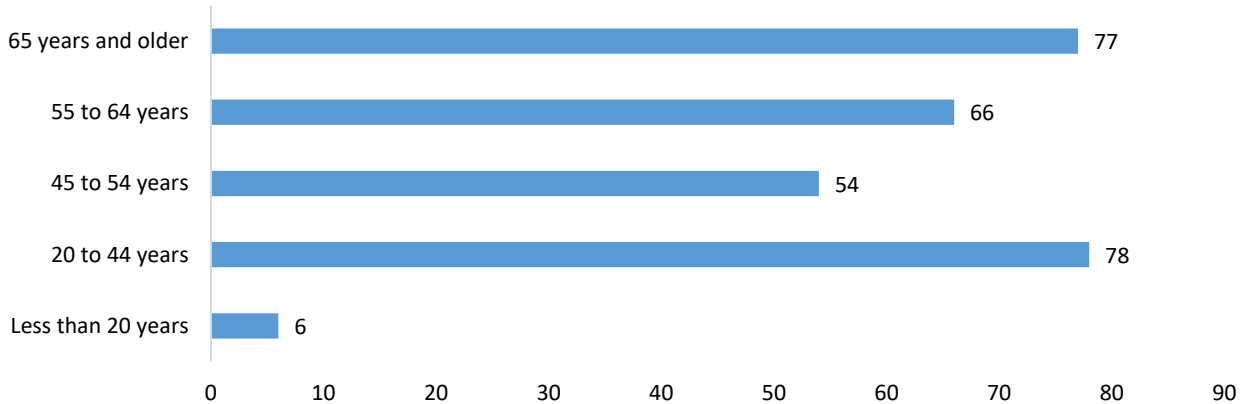


Median age of cases is 32

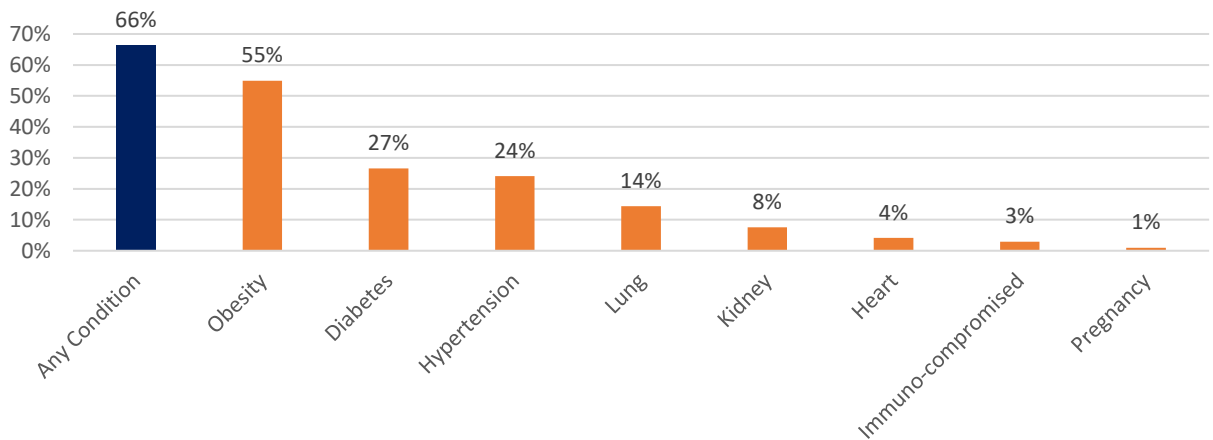
TONHC Situation Update 11/24/2021 7:00

**Wear a mask, physically distance, and wash your hands to protect Tohono O'odham Nation**

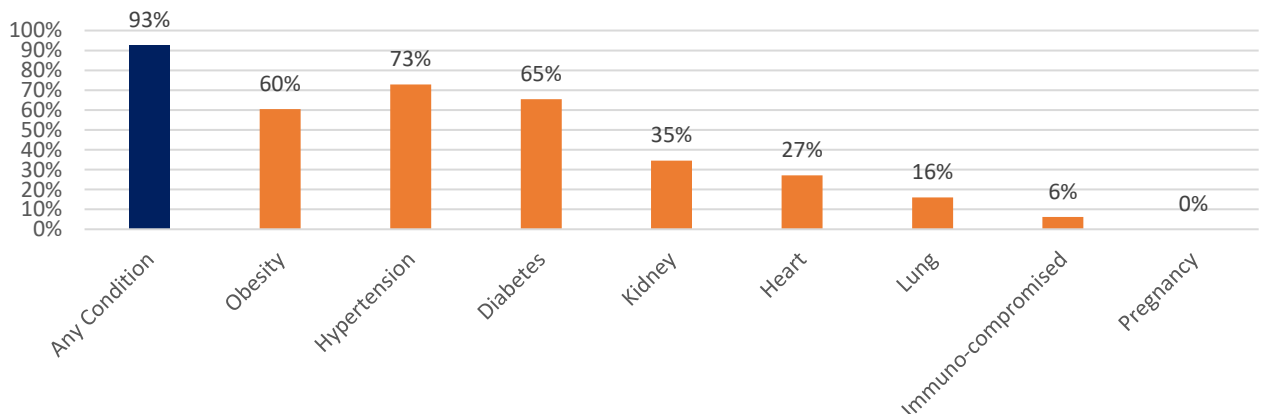
### Hospitalized COVID-19 Cases by Age Group TON, 2020-2021



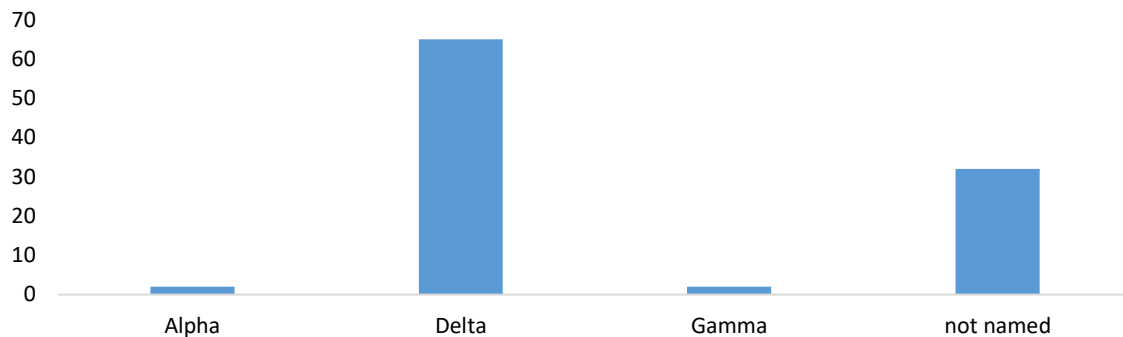
### Underlying Conditions of Cases with COVID-19 Among TON Tribal Members



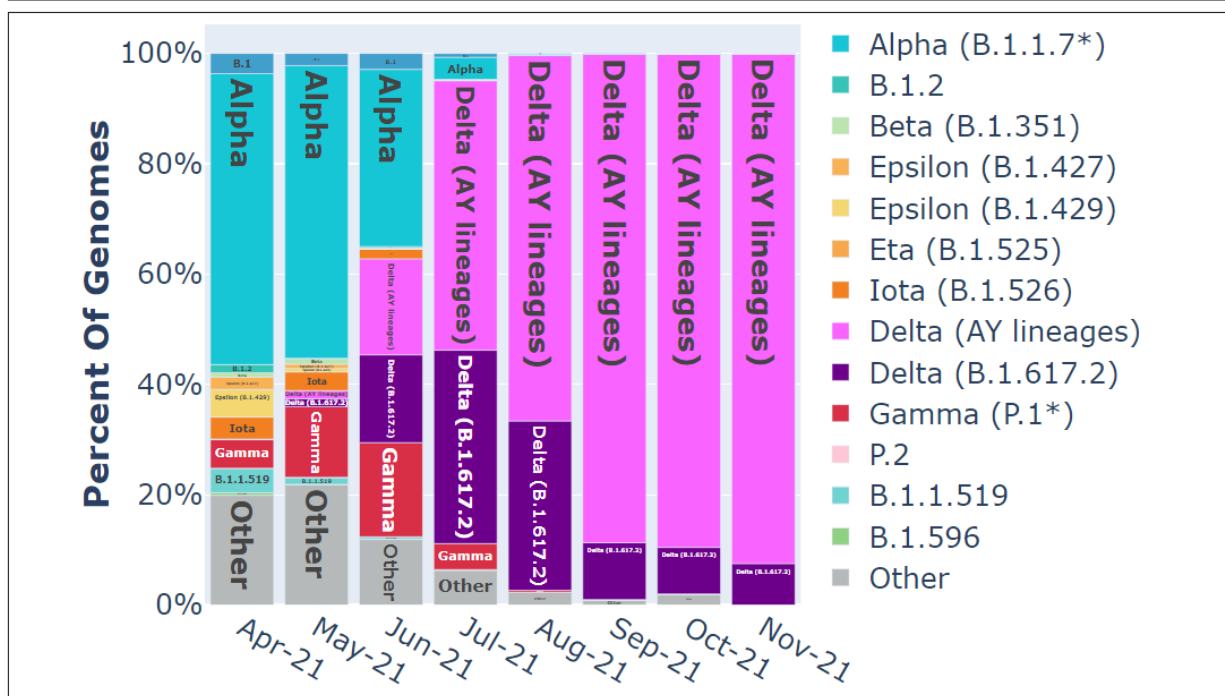
### Underlying Conditions among TON COVID-19 Deaths



## COVID-19 Variants reported from TONHC cases, Arizona Department of Health Services 2021



## Variants in Arizona Genomes



Lineages are assigned by [Pangolin](#) (O'Toole et al *Virus Evolution*)

## COVID-19 Laboratory Testing at TONHC

Total Covid-19 Tests Performed at TONCH through 11/23/2021	20498
Total Tests Performed in Past 7 Days	367

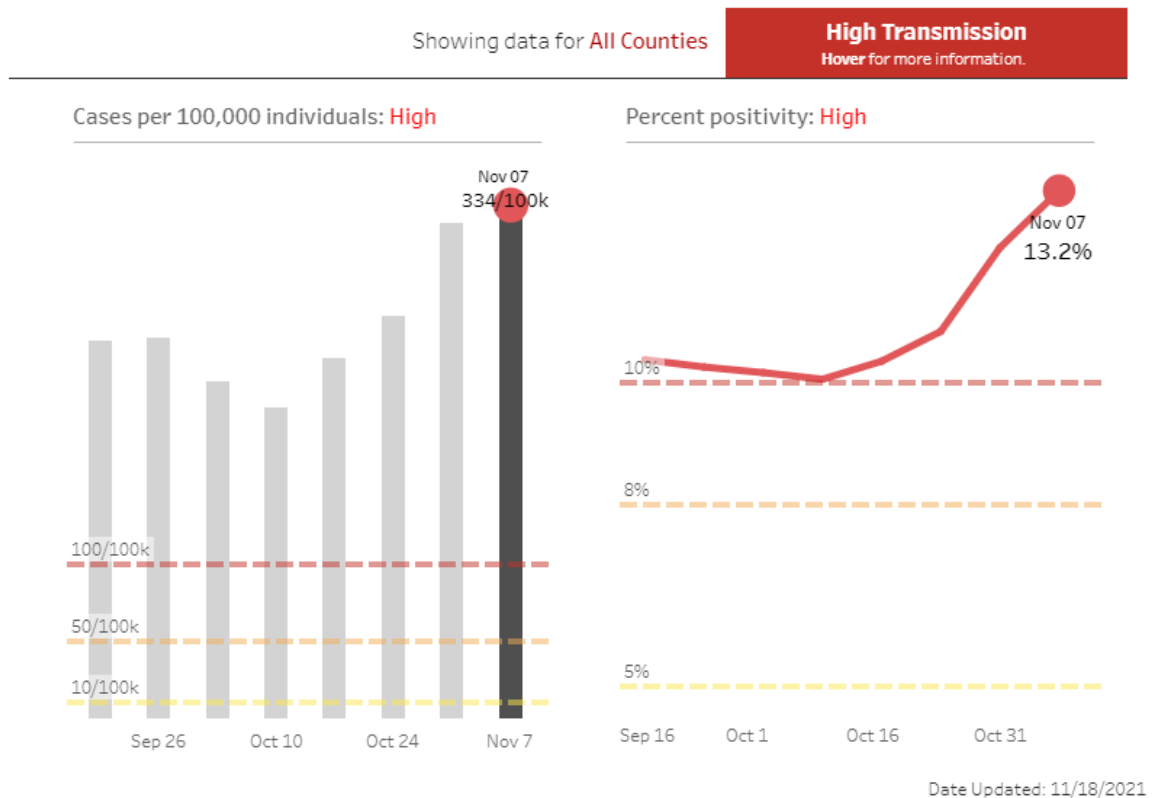
### Testing Available at TONHC

COVID-19 testing began at TONHC on March 23, 2020. Same-day testing is available at San Xavier, Sells, and San Simon Health Centers. On-site same-day testing began on April 20, 2020. There are two different in-house testing platforms currently: same-day/rapid test for symptomatic patients or same-day PCR testing (testing for SARS CoV-2, Flu A, Flu B, and RSV using one swab, starting February 1, 2021). Send-out testing is for specific cases. Effective 8/1/21, in-house antibody testing was discontinued, however testing can still be ordered and sent to the reference laboratory.



## Arizona COVID-19 School Benchmarks

On March 2<sup>nd</sup>, 2021 CDC announced updated school guidance. The Arizona Department of Health Developed Community Transmission to Reflect Level of Community Risk: CDC recommends the use of two measures of community burden to determine the level of community transmission. These measures assess the incidence and spread of COVID-19 in the community, not the school itself. Risk is dependent on community level transmission **and** implementation of school and community mitigation strategies.



Indicator	Low Transmission	Moderate Transmission	Substantial Transmission	High Transmission
Total new cases per 100,000 persons in the last 7 days	0 – 9	10 – 49	50 – 99	≥ 100
Percentage of nucleic acid amplification tests (NAATs) that are positive during the past 7 days	<5.0%	5.0% – 7.9%	8.0% – 9.9%	≥ 10.0%

Arizona Department of Health Services, <https://www.azdhs.gov/documents/preparedness/epidemiology-disease-control/infectious-disease-epidemiology/novel-coronavirus/schools/school-benchmarks.pdf>, accessed 3/11/21.

## Sells Emergency Department

Door to transfer time, the amount of time it takes to transfer a patient to another facility for higher-level care from the time they entered the emergency department, has increased dramatically for Sells Emergency Department since August 2021 due to COVID-19. September door to transfer time was over 500 minutes. As higher-level care hospitals continue to see increased COVID-19 cases, Sells ED patients will continue seeing increased wait times.

Month	Door-to-Transfer time for Sells Hospital ED	Total Visits
June 2021	262 minutes	753
July 2021	292 minutes	742
August 2021	402 minutes	859
September 2021	531 minutes	833
October 2021	439 minutes	761

Sells Hospital uses the Arizona Surge Line for all COVID-19 transfers outside of TONHC. The Arizona Surge Line is a 24/7 toll-free statewide system activated 4/22/20 to keep hospitals and regions of Arizona from being overwhelmed by facilitating COVID-19 patient admission, transfer, and discharge to appropriate levels of care.

## SELLS INPATIENT UNIT

To minimize possible exposure and conserve personal protective equipment, visitors are not allowed on the inpatient ward. Exceptions are for pediatric patients, patients in labor, and other special circumstances. In accordance with state enhanced surveillance advisory related to COVID-19, daily information is reported to Arizona State using EMResource.

Medical Bed Capacity through 11/23/2021	3
ICU	0
Negative Pressure Rooms	2 - inpatient ward, 1- Emergency Department
COVID-19 patients admitted to TONHC to date	3

## PUBLIC HEALTH NURSING – CONTACT TRACING

Number of PHN contact tracings through 11/23/21	4636
---	------

TONHC public health nursing conducts case investigation and contact tracing (involves interviewing). Case investigations are initiated on everyone who tests positive for COVID-19.

Persons residing off Tohono O'odham Nation are contacted by health departments from their respective county of residence.

## APPENDIX

### Confirmed COVID-19 Cases and Absolute Change among Enrolled Tohono O'odham Nation Members by Week, 2020-2021\*

Week (2020-2021)	Cumulative COVID-19 Cases Among Enrolled Tohono O'odham Tribal Members	Absolute Change <sup>§</sup> in Cumulative Case Counts from Previous Week
June 24, 2020 – June 30, 2020	208	
July 1, 2020 – July 2, 2020	265	57
July 8, 2020 – July 14, 2020	324	59
July 15, 2020 – July 21, 2020	349	25
July 22, 2020 – July 28, 2020	382	33
July 29, 2020 – August 4, 2020	421	39
August 5, 2020 – August 11, 2020	468	47
August 12, 2020 – August 18, 2020	501	33
August 19, 2020 – August 25, 2020	513	12
August 26, 2020 – September 1, 2020	523	10
September 2, 2020 – September 8, 2020	532	9
September 9, 2020 – September 15, 2020	546	14
September 16, 2020 – September 22, 2020	546	0
September 23, 2020 – September 29, 2020	547	1
September 30, 2020 – October 6, 2020	549	2
October 7, 2020 – October 13, 2020	560	11
October 14, 2020 – October 20, 2020	566	6
October 21, 2020 – October 27, 2020	584	18
October 28, 2020 – November 3, 2020	597	13
November 4, 2020 – November 10, 2020	637	40
November 11, 2020 – November 17, 2020	687	50
November 18, 2020 – November 24, 2020	744	57
November 25, 2020 – December 1, 2020	805	61
December 2, 2020 – December 8, 2020	890	85
December 9, 2020 – December 15, 2020	1017	127
December 16, 2020 – December 22, 2020	1109	92
December 23, 2020 – December 29, 2020	1191	82
December 30, 2020 – January 5, 2021	1322	131
January 6, 2021 – January 12, 2021	1444	122
January 13, 2021 – January 19, 2021	1530	86
January 20, 2021 – January 26, 2021	1624	94
January 27, 2021 – February 2, 2021	1671	47
February 3, 2021 – February 9, 2021	1705	34
February 10, 2021 – February 16, 2021	1728	23
February 17, 2021 – February 23, 2021	1746	18
February 24, 2021 – March 2, 2021	1752	6
March 3, 2021 – March 9, 2021	1758	6
March 10, 2021 – March 16, 2021	1759	1
March 17, 2021 – March 23, 2021	1761	2
March 24, 2021 – March 30, 2021	1763	2
March 31, 2021 – April 6, 2021	1764	1

April 7, 2021 – April 13, 2021	1766	2
April 14, 2021 – April 20, 2021	1770	4
April 21, 2021 – April 27, 2021	1772	2
April 28, 2021 – May 4, 2021	1780	8
May 5, 2021 – May 11, 2021	1789	9
May 12, 2021 – May 18, 2021	1790	1
May 19, 2021 – May 25, 2021	1793	3
May 26, 2021 – June 1, 2021	1794	1
June 2, 2021 – June 8, 2021	1800	6
June 9, 2021 – June 15, 2021	1818	18
June 16, 2021 – June 22, 2021	1820	2
June 23, 2021 – June 29, 2021	1823	3
June 30, 2021 – July 6, 2021	1825	2
July 7, 2021 – July 13, 2021	1832	7
July 14, 2021 – July 20, 2021	1839	7
July 21, 2021 – July 27, 2021	1850	11
July 28, 2021 – August 3, 2021	1876	26
August 4, 2021 – August 10, 2021	1897	21
August 11, 2021 – August 17, 2021	1925	28
August 18, 2021 – August 24, 2021	1950	25
August 25, 2021 – August 31, 2021	1976	26
September 1, 2021 – September 7, 2021	1991	15
September 8, 2021 – September 14, 2021	2010	19
September 15, 2021 – September 21, 2021	2014	4
September 22, 2021 – September 28, 2021	2027	13
September 29, 2021 – October 5, 2021	2042	15
October 6, 2021 – October 12, 2021	2079	37
October 13, 2021 – October 19, 2021	2109	30
October 20, 2021 – October 26, 2021	2148	39
October 27, 2021 – November 2, 2021	2198	50
November 3, 2021 – November 9, 2021	2242	44
November 10, 2021 – November 16, 2021	2292	50
November 17, 2021 – November 23, 2021	2236	44

\*changes due to added cases

### Confirmed COVID-19 Cases and Absolute Change among Enrolled Tohono O'odham Nation Members Residing within the Tohono O'odham Nation by Week, 2020-2021\*

Week (2020-2021)	Cumulative COVID-19 Cases Among Enrolled Tohono O'odham Tribal Members Residing within the Tohono O'odham Nation Boundary	Absolute Change <sup>§</sup> in Cumulative Case Counts from Previous Week
June 24, 2020 – June 30, 2020	87	
July 1, 2020 – July 2, 2020	116	29
July 8, 2020 – July 14, 2020	163	47
July 15, 2020 – July 21, 2020	182	19
July 22, 2020 – July 28, 2020	204	22
July 29, 2020 – August 4, 2020	234	30
August 5, 2020 – August 11, 2020	272	38
August 12, 2020 – August 18, 2020	299	27

TONHC Situation Update 11/24/2021 7:00

**Wear a mask, physically distance, and wash your hands to protect Tohono O'odham Nation**

August 19, 2020 – August 25, 2020	309	10
August 26, 2020 – September 1, 2020	319	10
September 2, 2020 – September 8, 2020	326	7
September 9, 2020 – September 15, 2020	340	14
September 16, 2020 – September 22, 2020	340	0
September 23, 2020 – September 29, 2020	340	0
September 30, 2020 – October 6, 2020	341	1
October 7, 2020 – October 13, 2020	349	8
October 14, 2020 – October 20, 2020	352	3
October 21, 2020 – October 27, 2020	358	6
October 28, 2020 – November 3, 2020	369	11
November 4, 2020 – November 10, 2020	402	32
November 11, 2020 – November 17, 2020	437	35
November 18, 2020 – November 24, 2020	485	48
November 25, 2020 – December 1, 2020	528	43
December 2, 2020 – December 8, 2020	589	61
December 9, 2020 – December 15, 2020	685	96
December 16, 2020 – December 22, 2020	747	62
December 23, 2020 – December 29, 2020	796	49
December 30, 2020 – January 5, 2021	884	88
January 6, 2021 – January 12, 2021	969	85
January 13, 2021 – January 19, 2021	1031	62
January 20, 2021 – January 26, 2021	1106	75
January 27, 2021 – February 2, 2021	1137	31
February 3, 2021 – February 9, 2021	1166	29
February 10, 2021 - February 16, 2021	1179	13
February 17, 2021 – February 23, 2021	1191	12
February 24, 2021 – March 2, 2021	1195	4
March 3, 2021 – March 9, 2021	1199	4
March 10, 2021 – March 16, 2021	1200	1
March 17, 2021 – March 23, 2021	1202	2
March 24, 2021 – March 30, 2021	1204	2
March 31, 2021 – April 6, 2021	1204	0
April 7, 2021 – April 13, 2021	1204	0
April 14, 2021 – April 20, 2021	1207	3
April 21, 2021 - April 27, 2021	1207	0
April 28, 2021 – May 4, 2021	1211	4
May 5, 2021 – May 11, 2021	1220	9
May 12, 2021 – May 18, 2021	1221	1
May 19, 2021 – May 25, 2021	1223	2
May 26, 2021 – June 1, 2021	1224	1
June 2, 2021 – June 8, 2021	1228	4
June 9, 2021 – June 15, 2021	1244	16
June 16, 2021 – June 22, 2021	1245	1
June 23, 2021 – June 29, 2021	1246	1
June 30, 2021 – July 6, 2021	1247	1

July 7, 2021 – July 13, 2021	1253	6
July 14, 2021 – July 20, 2021	1258	5
July 21, 2021 – July 27, 2021	1263	5
July 28, 2021 – August 3, 2021	1282	19
August 4, 2021 – August 10, 2021	1294	12
August 11, 2021 – August 17, 2021	1312	18
August 18, 2021 – August 24, 2021	1324	12
August 25, 2021 – August 31, 2021	1339	15
September 1, 2021 – September 7, 2021	1344	5
September 8, 2021 – September 14, 2021	1353	9
September 15, 2021 – September 21, 2021	1355	2
September 22, 2021 – September 28, 2021	1363	8
September 29, 2021 – October 5, 2021	1370	7
October 6, 2021 – October 12, 2021	1395	25
October 13, 2021 – October 19, 2021	1409	14
October 21, 2021 – October 26, 2021	1436	27
October 27, 2021 – November 2, 2021	1465	29
November 3, 2021 – November 9, 2021	1487	22
November 10, 2021 – November 16, 2021	1519	32
November 17, 2021 – November 23, 2021	1541	22

\*Changes due to added cases and reclassification of residence

### TONHC COVID-19 Positive Test Results and Absolute Change by Week, 2020-2021

Week (2020-2021)	TONHC Cumulative Positive COVID-19 Test Results	Absolute Change <sup>†</sup> in Positive Test Results from Previous Week
June 24, 2020 – June 30, 2020	153	
July 1, 2020 – July 2, 2020	202	49
July 8, 2020 – July 14, 2020	251	49
July 15, 2020 – July 21, 2020	278	27
July 22, 2020 – July 28, 2020	302	24
July 29, 2020 – August 4, 2020	342	40
August 5, 2020 – August 11, 2020	382	40
August 12, 2020 – August 18, 2020	403	21
August 19, 2020 – August 25, 2020	416	13
August 26, 2020 – September 1, 2020	426	10
September 2, 2020 – September 8, 2020	431	5
September 9, 2020 – September 15, 2020	444	13
September 16, 2020 – September 22, 2020	445	1
September 23, 2020 – September 29, 2020	447	2
September 30, 2020 – October 6, 2020	449	2
October 7, 2020 – October 13, 2020	457	8
October 14, 2020 – October 20, 2020	464	7
October 21, 2020 – October 27, 2020	487	23
October 28, 2020 – November 3, 2020	505	18
November 4, 2020 – November 10, 2020	549	44
November 11, 2020 – November 17, 2020	604	55
November 18, 2020 – November 24, 2020	667	63

November 25, 2020 – December 1, 2020	725	58
December 2, 2020 – December 8, 2020	824	99
December 9, 2020 – December 15, 2020	962	138
December 16, 2020 – December 22, 2020	1066	104
December 23, 2020 – December 29, 2020	1148	82
December 30, 2020 – January 5, 2021	1276	128
January 6, 2021 – January 12, 2021	1409	133
January 13, 2021 – January 19, 2021	1497	88
January 20, 2021 – January 26, 2021	1584	87
January 27, 2021 – February 2, 2021	1630	46
February 3, 2021 – February 9, 2021	1664	34
February 10, 2021 - February 16, 2021	1689	25
February 17, 2021 – February 23, 2021	1706	17
February 24, 2021 – March 2, 2021	1711	5
March 3, 2021 – March 9, 2021	1723	12
March 10, 2021 – March 16, 2021	1729	6
March 17, 2021 – March 23, 2021	1731	2
March 24, 2021 – March 30, 2021	1736	5
March 31, 2021 – April 6, 2021	1739	3
April 7, 2021 – April 13, 2021	1743	4
April 14, 2021 – April 20, 2021	1747	4
April 21, 2021 - April 27, 2021	1748	1
April 28, 2021 – May 4, 2021	1755	7
May 5, 2021 – May 11, 2021	1764	9
May 12, 2021 – May 18, 2021	1765	1
May 19, 2021 – May 25, 2021	1768	3
May 26, 2021 – June 1, 2021	1768	0
June 2, 2021 – June 8, 2021	1774	6
June 9, 2021 – June 15, 2021	1792	18
June 16, 2021 – June 22, 2021	1794	2
June 23, 2021 – June 29, 2021	1798	4
June 30, 2021 – July 6, 2021	1800	2
July 7, 2021 – July 13, 2021	1803	3
July 14, 2021 – July 20, 2021	1810	7
July 21, 2021 – July 27, 2021	1823	13
July 28, 2021 – August 3, 2021	1853	30
August 4, 2021 – August 10, 2021	1878	25
August 11, 2021 – August 17, 2021	1906	28
August 18, 2021 – August 24, 2021	1932	26
August 25, 2021 – August 31, 2021	1965	33
September 1, 2021 – September 7, 2021	1978	13
September 8, 2021 – September 14, 2021	1996	18
September 15, 2021 – September 21, 2021	2005	9
September 22, 2021 – September 28, 2021	2019	14
September 29, 2021 – October 5, 2021	2035	16
October 6, 2021 – October 12, 2021	2075	40
October 13, 2021 – October 19, 2021	2102	27

October 21, 2021 – October 26, 2021	2141	39
October 27, 2021 – November 2, 2021	2183	42
November 3, 2021 – November 9, 2021	2236	53
November 10, 2021 –November 16, 2021	2285	50
November 17, 2021 – November 23, 2021	2333	48