



Tohono O'odham Nation Health Care (TONHC)

COVID-19 Situation Update: February 16, 2022

T-Ñukuda Ha'icu Cihañig

This is a rapidly evolving situation. Information is recent as of February 16, 2022 at 7:00 and may change as more data is available.

COVID-19 Data among Members of Tohono O'odham Nation (TON)

Total Pandemic Cases	New Cases This Week	TONHC Percent Positive Tests This Week*	Total Pandemic Deaths **
3,895	56	25.9%	108

TONHC COVID-19 Vaccination Program

Number of people fully vaccinated	Total Doses Given to date
13,291	25,808

Incidence Rate in past 7 days (per 100k)

Tohono O'odham Nation	Pima County	Arizona
283	346	317

What's New?

Low Transmission	Moderate Transmission	Substantial Transmission	High Transmission
------------------	-----------------------	--------------------------	-------------------

COVID-19 Omicron cases are decreasing, but transmission risk level remains **HIGH**

COVID-19 cases are decreasing rapidly across the state, however transmission risk remains very high at over 300 cases/100,000 population. Arizona continues to report ~1,300 cases daily and Pima County reports ~250 cases/day.

COVID-19 Vaccines and Boosters (NEW)

The FDA approved full licensure for Moderna's adult (≥18 year) COVID-19 vaccine, similar to Pfizer's fully approved vaccine for ages ≥16 years. FDA postponed its review for COVID vaccines for children 6 mo.-4 years old. Added information about the number of doses and the dose in the vaccines for young children are expected to be included before review. CDC currently recommends all persons ages ≥5 years get COVID-19 vaccinations and all persons ages ≥12 years get a booster vaccine, 5 months after their primary series. People with weak immune systems get boosters earlier now, 3 months after the primary series.

COVID-19 treatments (NEW)

New highly effective treatments for COVID-19 are available, and supply is improving. These include: a monoclonal antibody effective against Omicron (Sotrovimab- given through a vein), and two antiviral medications (Paxlovid-taken by mouth), and Remdesivir (given through a vein). Until supply is widely available, Arizona will continue to prioritize these treatments for patients at highest risk for serious COVID-19 disease, especially older persons and people with underlying health conditions.



COVID-19 Cases 2020 - Present

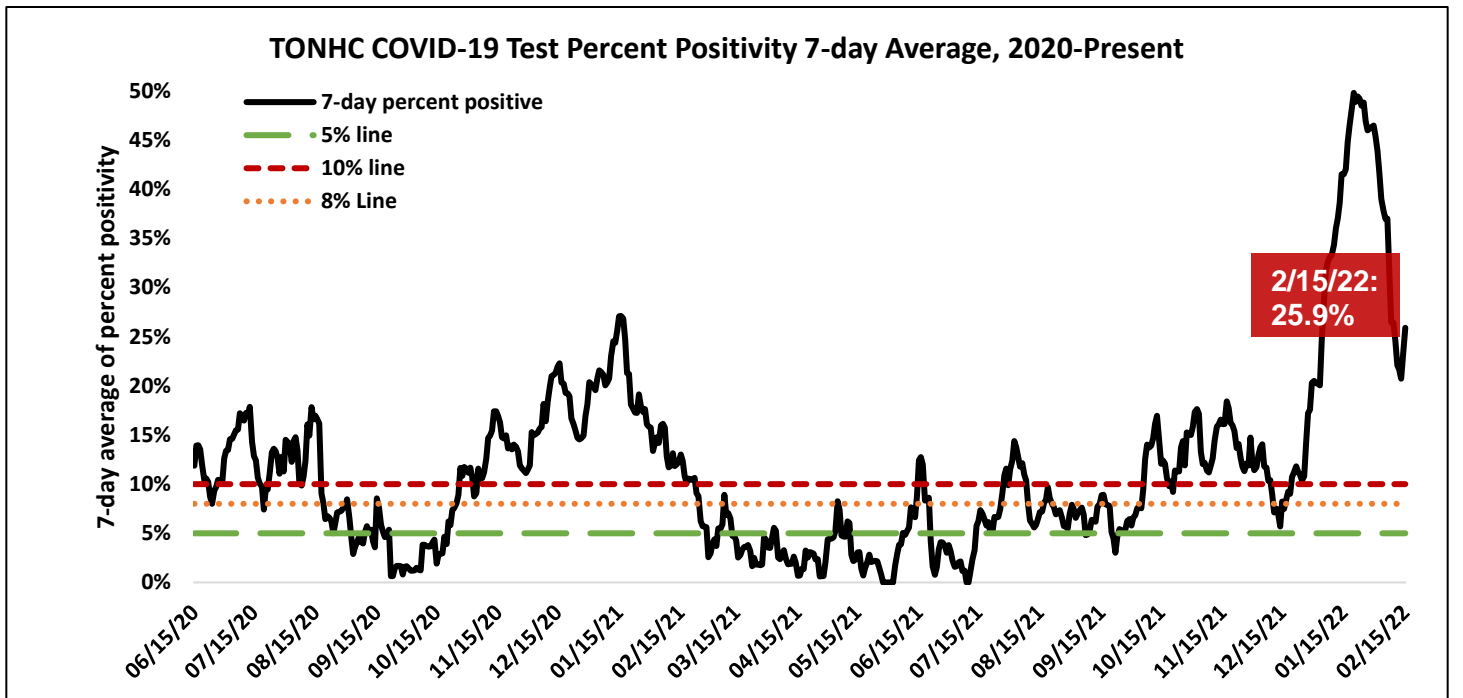
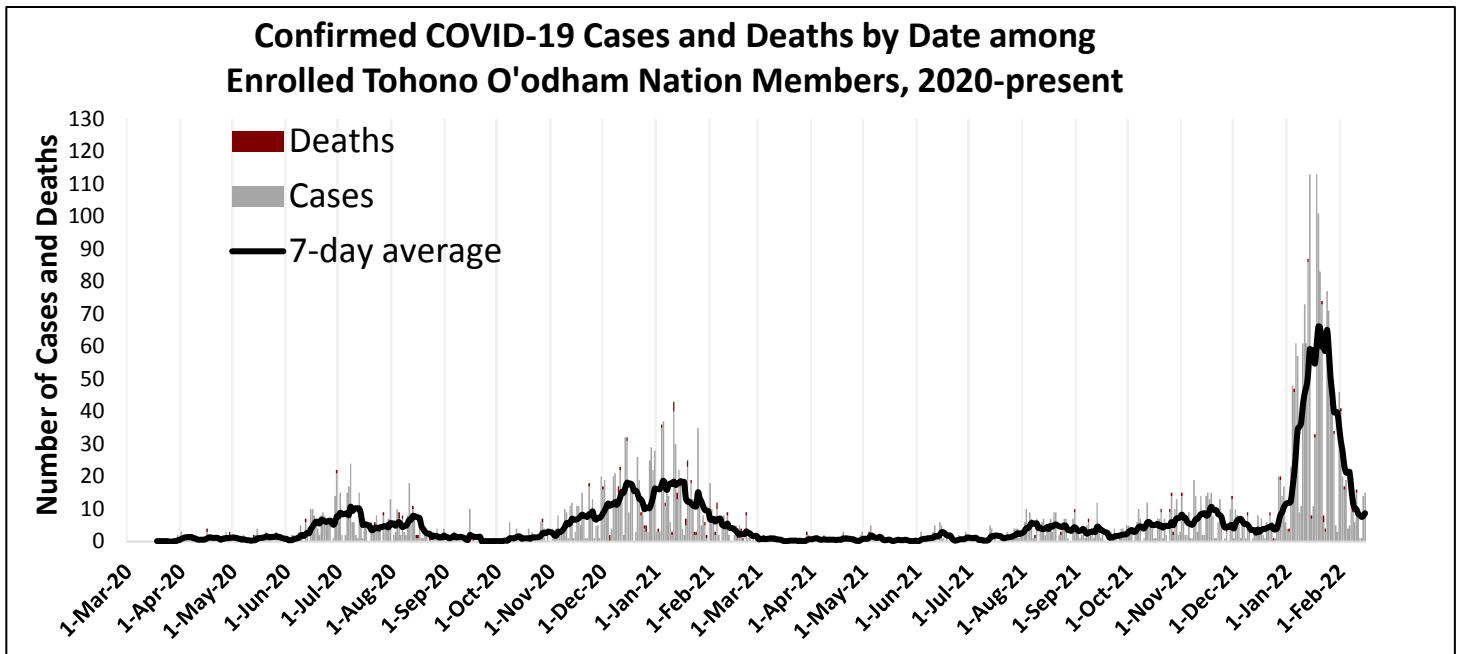
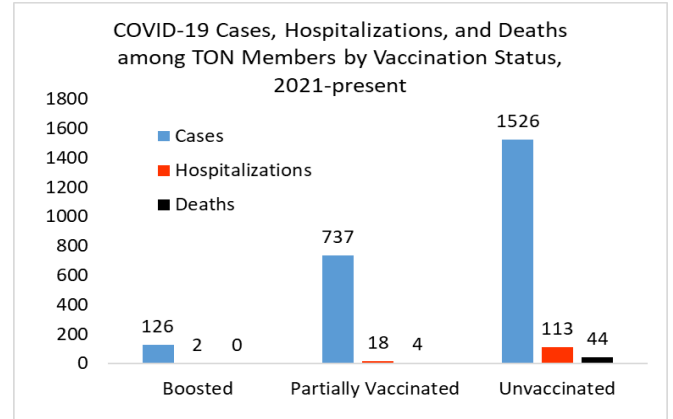
	Enrolled Member of Tohono O'odham Nation	Enrolled Member of Another Tribe or Other	Total
Residing within Boundaries of TON	2632	99	2731
Residing outside Boundaries of TON	1262	570	1832
Total*	3895	669	4564

*Includes non-TON members tested at TONHC

**Total Pandemic Cases & Deaths include non-tribal community members

+Total includes cases of unknown residence

COVID-19 Case data	TON	Pima County	AZ
Total Cases	3895	246,502	1,957,085
Number of cases in last 7 days	47	3,923	25,443
Incidence Rate last 7 days (per 100,000)	283	346	317
Percent Positivity last 7 days	26.2%	18.2%	18.3%
Cumulative Incidence Rate (per 100,000)	20,161	23,596	27,223
Number Deaths (% of total cases)	108 (3%)	3,554 (1%)	267,189 (1%)
Number Hospitalized (% of total cases)	316 (8%)	11,788 (5%)	105,700 (5%)



TON COVID-19 Vaccination Program

COVID-19 Vaccine is available through TONHC to:

- TON members or other tribal members and TONHC patients
- Non-Native persons who work with or on the TON
- Non-Native persons who reside in a household with a tribal member or on the Nation

Appointments: Call TONHC clinics to make an appointment.

- Sells Hospital.....520-383-7209
- San Xavier Health Center...520-547-8140
- San Simon Health Center...520- 362-7078
- Locate a vaccination site anywhere the USA: www.vaccine.gov
Call 1-800-232-0233 (TTY 1-888-720-7489)

CDC currently recommends COVID-19 vaccination for:

- Children ages 5 years and older
- ALL ADULTS
- Women who are pregnant, breastfeeding, trying to get pregnant, or might become pregnant in the future,
- Persons infected with COVID-19 once they recover and/or have completed isolation.
- **NEW:** A wait period for COVID-19 vaccination after receiving antibody products (monoclonal antibody) is no longer needed (includes booster doses).

Boosters: COVID-19 boosters are recommended for ALL ADULTS and adolescents 12 years old and older.

- **NEW:** Persons with weakened immune systems should get a booster at 3 months instead of 5 months after their initial doses.

COVID-19 Vaccine Schedules

General populations with healthy immune systems

Age	Vaccine	Initial Doses	Booster when?	Ages and which booster?	Total doses
5y+	Pfizer	2 doses, 3 weeks apart	No	No	2
12y+	Pfizer	2 doses, 3 weeks apart	5 mo. after 2nd dose	16-17y: Pfizer only 18y+: Pfizer or ½ dose Moderna*	3
18y+	Moderna	2 doses 4 weeks apart	5 mo. after 2nd dose	18y+ Pfizer or ½ dose Moderna*	3
18y+	Janssen (J&J)	1 dose J&J	2 mo. after J&J	18y+ 1 dose either Pfizer or Moderna (Full dose)*	2

*Pfizer or Moderna are preferred, however, Janssen may be used as a booster in some situations (ex: allergy).

Persons with moderately to severely weakened immune systems

Age	Vaccine	Initial Doses	Booster when?	Ages and which booster?	Total doses
5y+	Pfizer	2 doses, 3 weeks apart 3 rd dose 1 month later	3 mo. after 3 rd dose	5-17y, Pfizer only	4
12y+	Pfizer	2 doses, 3 weeks apart 3 rd dose 1 month later	3 mo. after 3 rd dose	5-17y: Pfizer only 18y+: Pfizer or ½ dose Moderna*	4
18y+	Moderna	2 doses, 4 weeks apart 3 rd dose 1 month later	3 mo. after 3 rd dose	18y+: Pfizer or ½ dose Moderna	4
18y+	Janssen (J&J)	1 dose J&J, followed by 1 dose Pfizer or Moderna, 1 month later	2 months after 2 nd dose	18y+ Pfizer or Moderna (Full dose)*	3

COVID-19 Vaccination Events

These events are open to the public and no appointment is necessary. Bring your vaccination card with you. COVID-19 vaccinations are available for everyone 5 years and older. COVID-19 Booster vaccines are available for everyone 12 and older. Flu vaccines are also available for everyone 3 years and older. A mask is required for all events. Please practice physical distancing when possible. Stay home if you are sick.

For additional information please call TONHC Public Health Nursing at 520-383-7205

Tuesday, February 22, 2022, from 9 am – 12pm:at Santa Rosa Day School Gym

Thursday, March 8, 2022, from 1pm – 4pm: at Sif Oidak District Office

Thursday, March 10, 2022, from 3pm – 6pm: at Sells Recreation Center

TON COVID-19 Vaccination Update: February 15, 2022

The following graphics show COVID-19 vaccination rates for persons who receive care through TONHC, and specifically among Tohono O'odham Nation Members. Data are retrieved from TONHC's Resource and Patient Management System (RPMS) and the Arizona State Immunization Information System (ASIS). Vaccination data of TON members who received vaccinations through PIMC are also included. Some vaccinations obtained outside TONHC may be undercounted due to a data exchange disruption between RPMS-ASIS and will be included when available.

*American Indian/Alaska Native, vaccine eligible ages 5 years and older, at least 1 visit at TONHC in last 3 years, and TON members receiving vaccine through PIMC

COVID-19 Vaccinations	Completed COVID-19 Vaccine Series		At Least 1 COVID-19 Vaccine Administered		Booster Dose Administered		Population
	Percent (%)	(n)	Percent (%)	(n)	Percent (%)	(n)	(n)
US Population 5 years & over***	69%		81%		45%		
American Indian/Alaska Native (TONHC/PIMC patients)	48%	10,819	56%	12,629	15%	3,505	22,708*
Tohono O'odham Nation Member	51%	9,250	58%	10,508	17%	3,016	18,218 †
Residing on TON	56%	6,029	63%	6,824	20%	2,119	10,763#

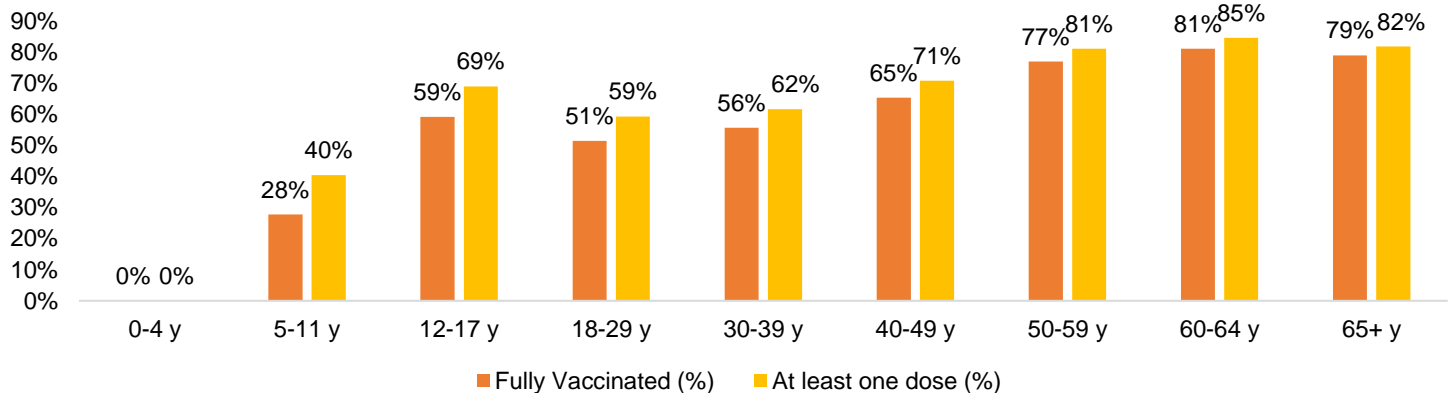
†Enrolled TON member, vaccine eligible ages 5 years and older, at least one visit at TONHC in last 3 years, and TON members receiving vaccine through PIMC

#Enrolled TON members and non-members, vaccine eligible ages 5 years and older, at least one visit at TONHC in last 3 years, residing on TON, including TON members receiving vaccine through PIMC

**American Indian/Alaska Native, vaccine booster eligible ages 12 years and older, at least 1 visit at TONHC in last 3 years, and TON members receiving vaccine through PIMC

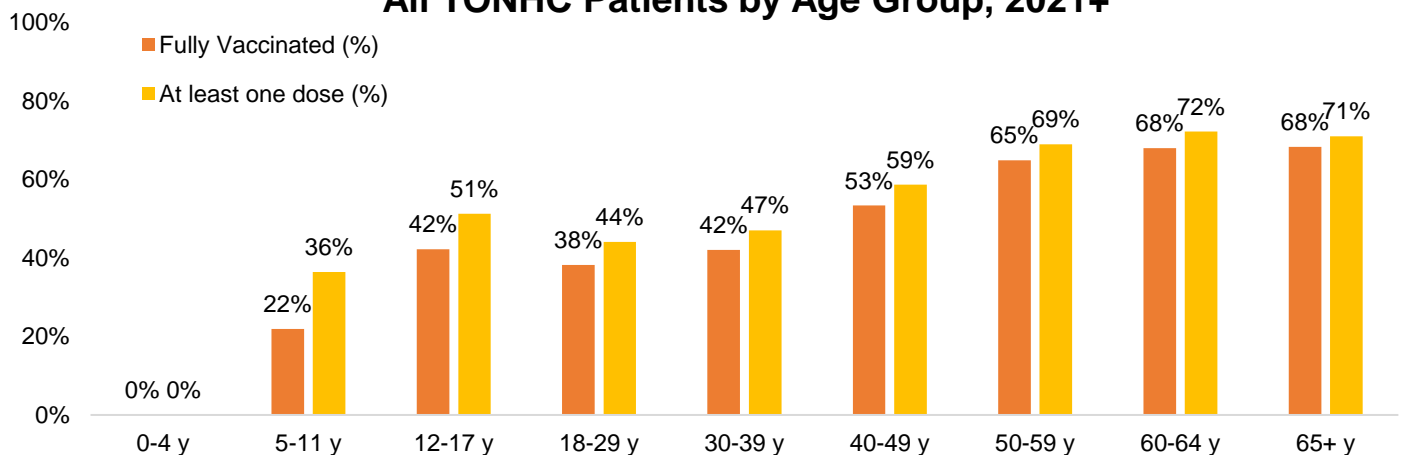
***CDC | Data as of: February 16, 2022 6:00am ET. Posted: Wednesday, February 16, 2022 5:56 PM ET

COVID-19 Vaccination Rates among TONHC Patients Living on the Reservation by Age Group



*TONHC patients with at least 1 visit in 3 years, residing on Tohono O'odham Nation, and members residing on TON vaccinated through PIMC

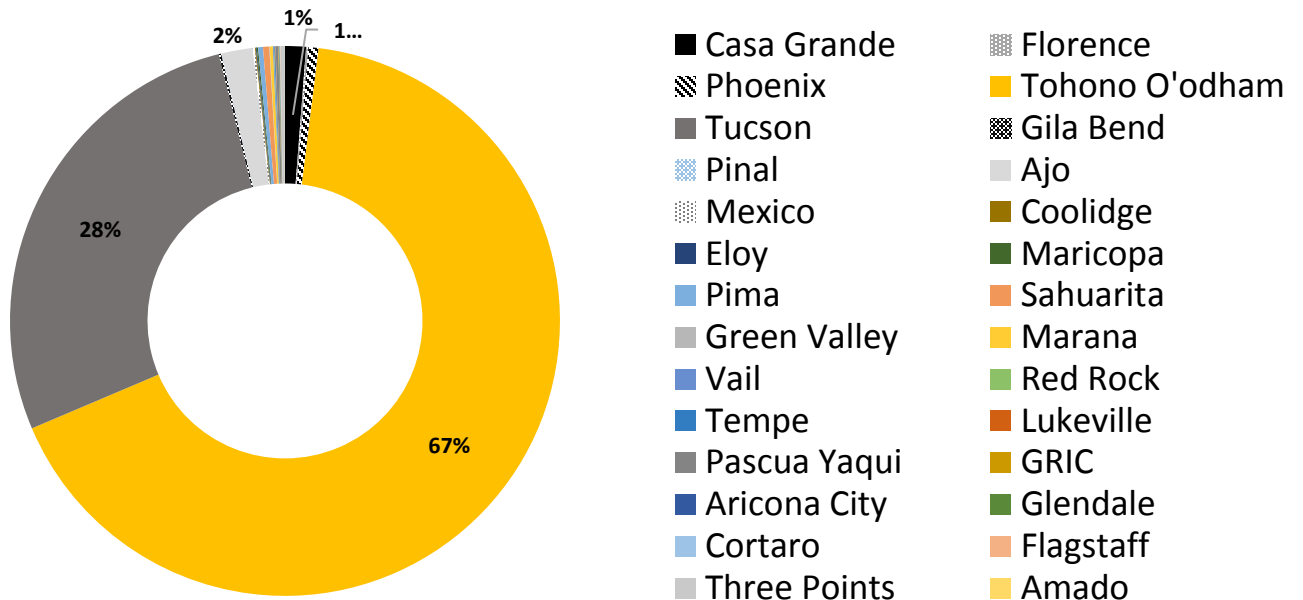
COVID-19 Vaccination Rates Among All TONHC Patients by Age Group, 2021+



*TONHC patients with at least one visit in the last 3 years, any tribal affiliation

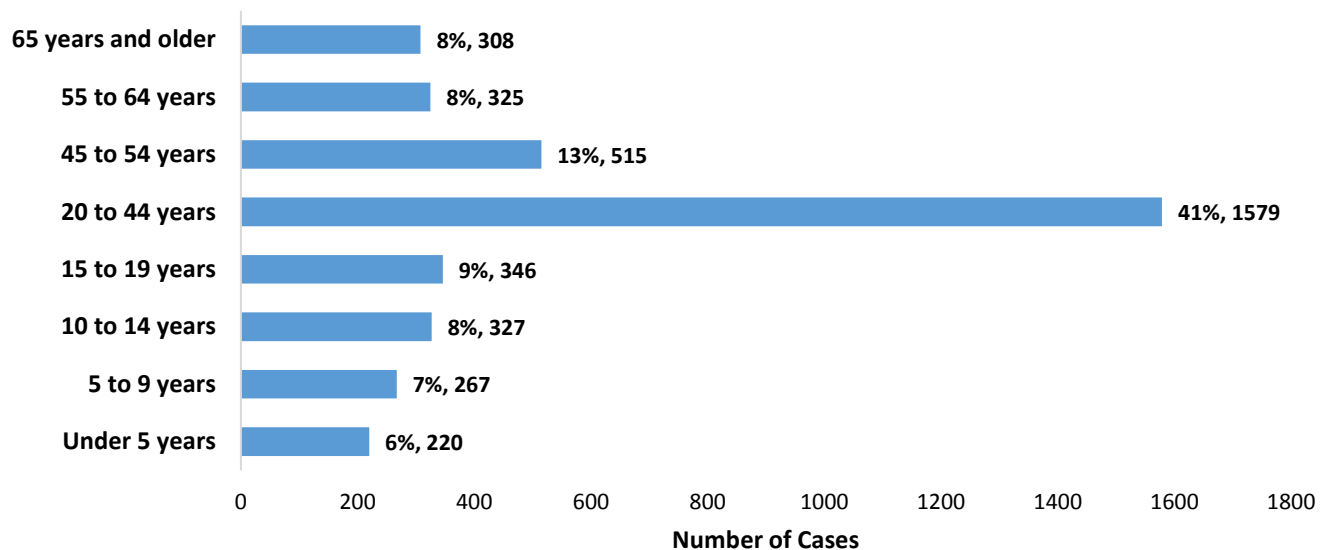
COVID-19 Data Summary

Region of Residence for COVID-19 Cases among Members of the Tohono O'odham Nation



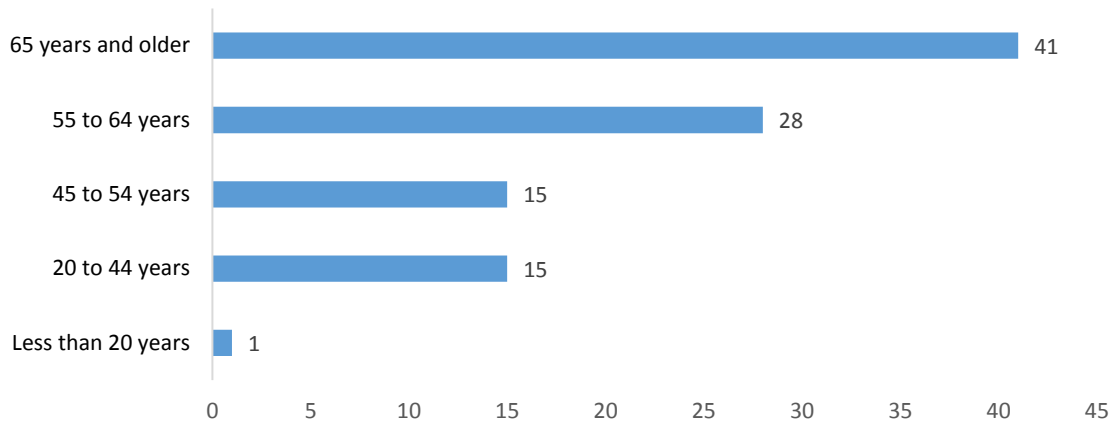
Characterisitics of COVID-19 cases among Tohono O'odham Members

Age Distribution of COVID-19 Cases among Tohono O'odham Members, 2020-2022



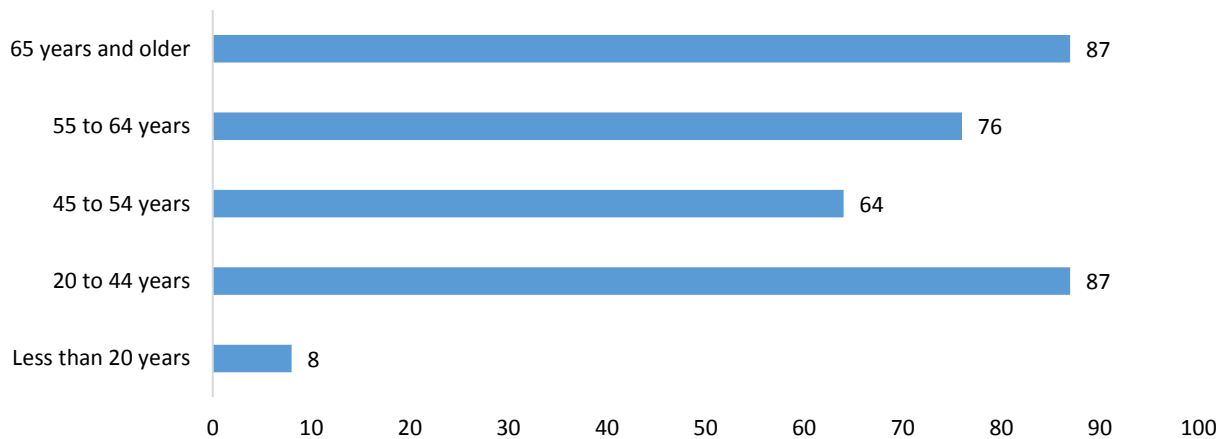
Median age of cases is 31 years (range 1 mo-102 years)

Deceased Covid-19 Cases by Age Group Tohono O'odham Nation Members, 2020-2021

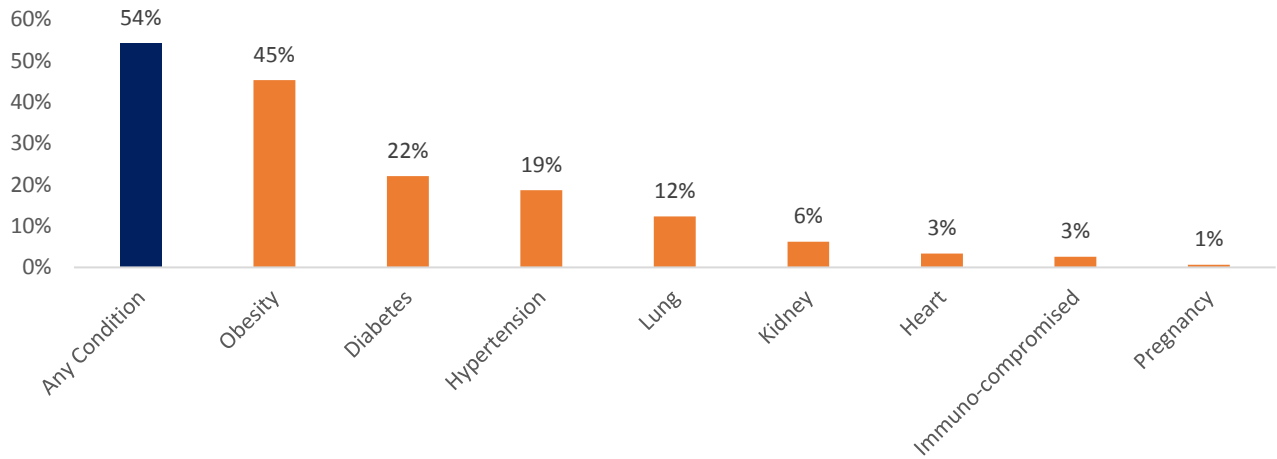


Median age of death is 61 years (range 14-100 years)

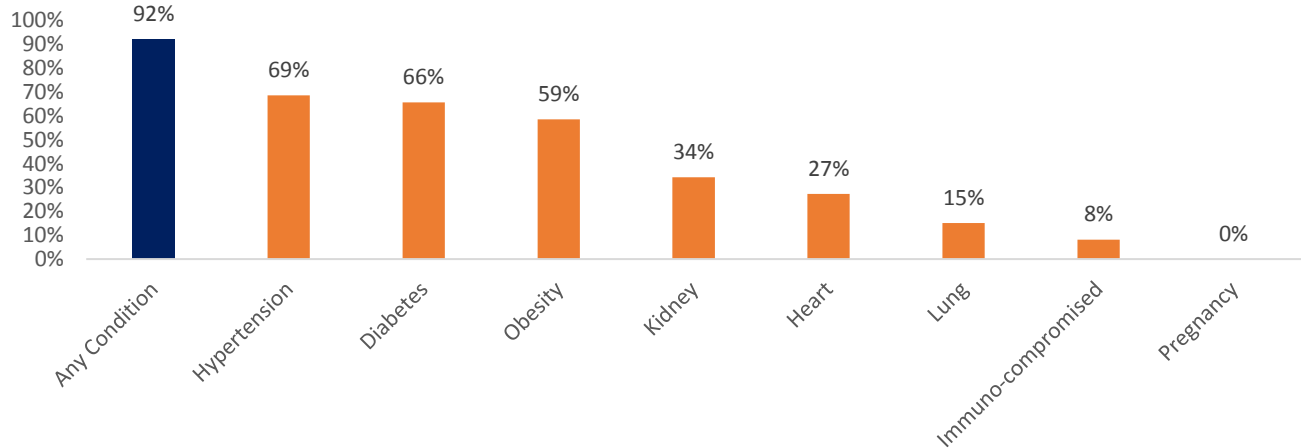
Hospitalized COVID-19 Cases by Age Group TON, 2020-2021



Underlying Conditions of Cases with COVID-19 Among TON Tribal Members

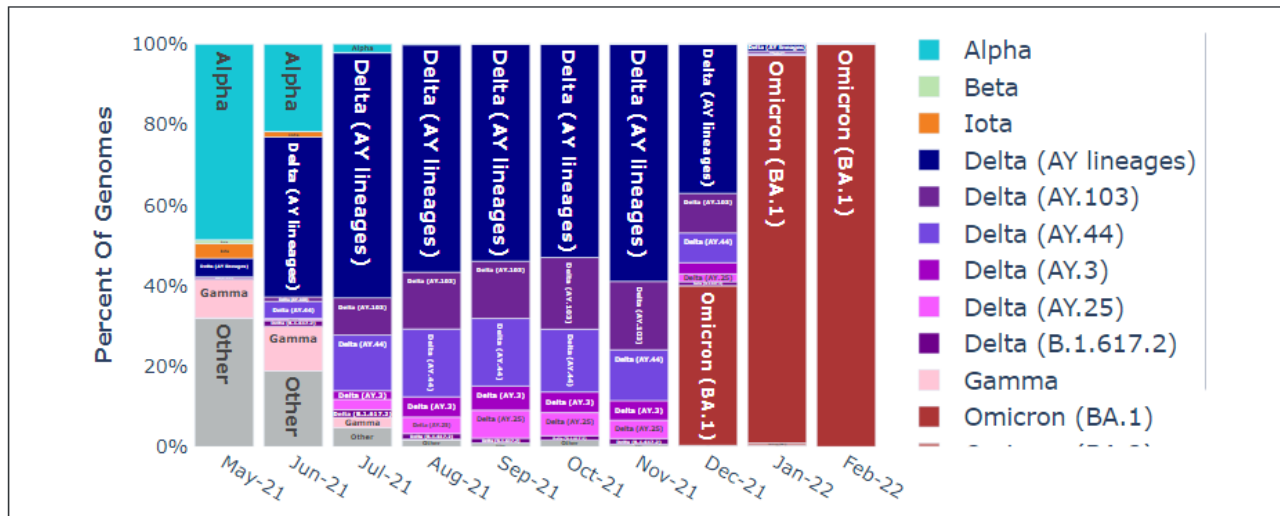


Underlying Conditions Among TON COVID-19 Deaths



COVID-19 Variants

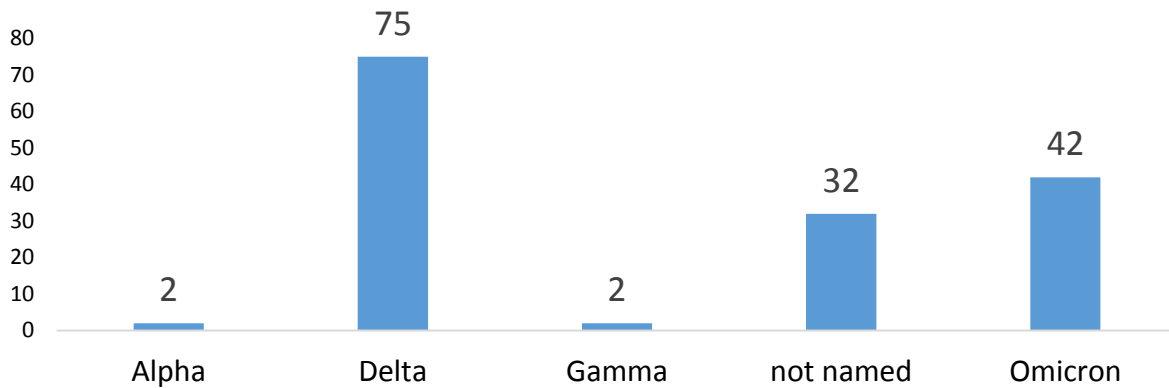
Variants in Arizona Genomes by Month



Lineages are assigned by [Pangolin](#) (O'Toole et al *Virus Evolution*)

Given the expanding knowledge of emerging variants and improvements to analysis tools, lineages determined by Pangolin are subject to change.

COVID-19 Variants from TONHC,
Arizona Department of Health Services, 2021-present



COVID-19 Laboratory Testing at TONHC

Total Covid-19 Tests Performed at TONHC through 2/15/2022	26,084
Total Tests Performed in Past 7 Days	229

Testing Available at TONHC

COVID-19 testing began at TONHC on March 23, 2020.

On-site same-day testing began on April 20, 2020 and expanded to same-day testing at San Xavier, Sells, and San Simon Health Centers.

TONHC uses three testing modalities: in-house Nucleic Acid Amplification (Abbott ID NOW) and PCR testing (testing for SARS CoV-2, Flu A, Flu B, and RSV using one swab (began Feb. 1, 2021).

Send-out PCR testing is also available through Sonora Quest.

After CDC recommended to not use serologic testing, effective 8/1/21, in-house antibody testing was discontinued,

Arizona COVID-19 School Benchmarks

On March 2nd, 2021 CDC announced updated school guidance. The Arizona Department of Health Developed Community Transmission to Reflect Level of Community Risk: CDC recommends the use of two measures of community burden to determine the level of community transmission. These measures assess the incidence and spread of COVID-19 in the community, not the school itself. Risk is dependent on community level transmission **and** implementation of school and community mitigation strategies.

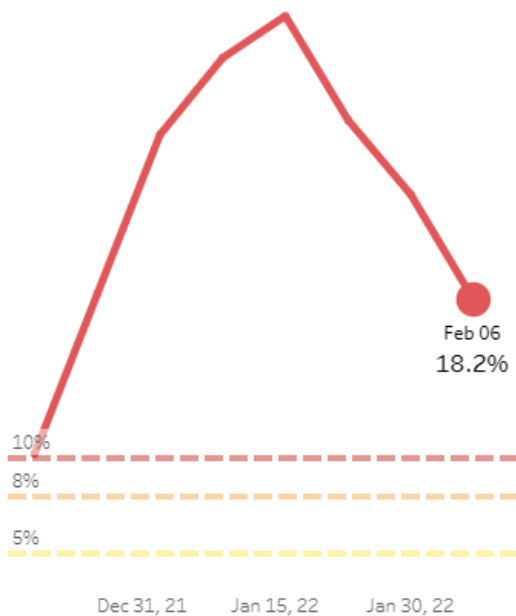
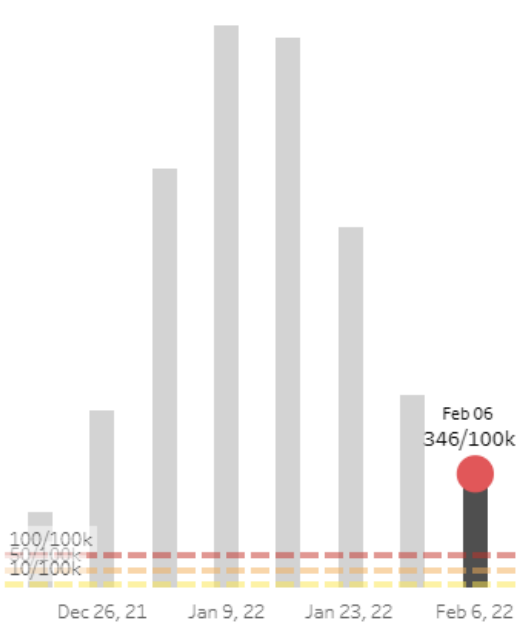
Showing data for **Pima County**

High Transmission

Hover for more information.

Cases per 100,000 individuals: **High**

Percent positivity: **High**



Date Updated: 2/17/2022

Indicator	Low Transmission	Moderate Transmission	Substantial Transmission	High Transmission
Total new cases per 100,000 persons in the last 7 days	0 – 9	10 – 49	50 – 99	≥ 100
Percentage of nucleic acid amplification tests (NAATs) that are positive during the past 7 days	<5.0%	5.0% – 7.9%	8.0% – 9.9%	≥ 10.0%

Arizona Department of Health Services, <https://www.azdhs.gov/documents/preparedness/epidemiology-disease-control/infectious-disease-epidemiology/novel-coronavirus/schools/school-benchmarks.pdf>, accessed 3/11/21.

Sells Emergency Department

Door to transfer time, the amount of time it takes to transfer a patient to another facility for higher-level care from the time they entered the emergency department, has increased dramatically for Sells Emergency Department since August 2021 due to COVID-19. As higher-level care hospitals continue to see increased COVID-19 cases, Sells ED patients will continue seeing increased wait times.

Month	Door-to-Transfer time for Sells Hospital ED	Total Visits
June 2021	262 minutes	753
July 2021	292 minutes	742
August 2021	402 minutes	859
September 2021	531 minutes	833
October 2021	439 minutes	761
November 2021	533 minutes	807
December 2021	455 minutes	717

Sells Hospital uses the Arizona Surge Line for all COVID-19 transfers outside of TONHC. The Arizona Surge Line is a 24/7 toll-free statewide system activated 4/22/20 to keep hospitals and regions of Arizona from being overwhelmed by facilitating COVID-19 patient admission, transfer, and discharge to appropriate levels of care.

SELLS INPATIENT UNIT

To minimize possible exposure and conserve personal protective equipment, visitors are not allowed on the inpatient ward. Exceptions are for pediatric patients, patients in labor, and other special circumstances. In accordance with state enhanced surveillance advisory related to COVID-19, daily information is reported to Arizona State using EMResource.

Medical Bed Capacity through 2/15/2022	3
ICU	0
Negative Pressure Rooms	2 - inpatient ward, 1- Emergency Department
COVID-19 patients admitted to TONHC to date	3

PUBLIC HEALTH NURSING – CONTACT TRACING

County and State Health Departments will assist TON with COVID-19 notifications

The current surge in COVID-19 cases is causing delays for health departments across the state to contact persons infected with COVID-19. During the surge, Pima and Pinal County Health Departments and the Arizona Department Health Services (ADHS) will assist the Tohono O'odham Nation to notify persons who test positive for COVID-19 and persons they might have had contact with. Please cooperate with the health departments if they contact you.

APPENDIX

Confirmed COVID-19 Cases and Absolute Change among Enrolled Tohono O'odham Nation Members by Week, 2020-2022*

Week (2020-2021)	Cumulative COVID-19 Cases Among Enrolled Tohono O'odham	Absolute Change [§] in Cumulative Case Counts from
June 24, 2020 – June 30, 2020	208	
July 1, 2020 – July 2, 2020	265	57
July 8, 2020 – July 14, 2020	324	59
July 15, 2020 – July 21, 2020	349	25
July 22, 2020 – July 28, 2020	382	33
July 29, 2020 – August 4, 2020	421	39
August 5, 2020 – August 11, 2020	468	47
August 12, 2020 – August 18, 2020	501	33
August 19, 2020 – August 25, 2020	513	12
August 26, 2020 – September 1, 2020	523	10
September 2, 2020 – September 8, 2020	532	9
September 9, 2020 – September 15, 2020	546	14
September 16, 2020 – September 22, 2020	546	0
September 23, 2020 – September 29, 2020	547	1
September 30, 2020 – October 6, 2020	549	2
October 7, 2020 – October 13, 2020	560	11
October 14, 2020 – October 20, 2020	566	6
October 21, 2020 – October 27, 2020	584	18
October 28, 2020 – November 3, 2020	597	13
November 4, 2020 – November 10, 2020	637	40
November 11, 2020 – November 17, 2020	687	50
November 18, 2020 – November 24, 2020	744	57
November 25, 2020 – December 1, 2020	805	61
December 2, 2020 – December 8, 2020	890	85
December 9, 2020 – December 15, 2020	1017	127
December 16, 2020 – December 22, 2020	1109	92
December 23, 2020 – December 29, 2020	1191	82
December 30, 2020 – January 5, 2021	1322	131
January 6, 2021 – January 12, 2021	1444	122
January 13, 2021 – January 19, 2021	1530	86
January 20, 2021 – January 26, 2021	1624	94
January 27, 2021 – February 2, 2021	1671	47
February 3, 2021 – February 9, 2021	1705	34
February 10, 2021 – February 16, 2021	1728	23
February 17, 2021 – February 23, 2021	1746	18
February 24, 2021 – March 2, 2021	1752	6
March 3, 2021 – March 9, 2021	1758	6
March 10, 2021 – March 16, 2021	1759	1

March 17, 2021 – March 23, 2021	1761	2
March 24, 2021 – March 30, 2021	1763	2
March 31, 2021 – April 6, 2021	1764	1
April 7, 2021 – April 13, 2021	1766	2
April 14, 2021 – April 20, 2021	1770	4
April 21, 2021 – April 27, 2021	1772	2
April 28, 2021 – May 4, 2021	1780	8
May 5, 2021 – May 11, 2021	1789	9
May 12, 2021 – May 18, 2021	1790	1
May 19, 2021 – May 25, 2021	1793	3
May 26, 2021 – June 1, 2021	1794	1
June 2, 2021 – June 8, 2021	1800	6
June 9, 2021 – June 15, 2021	1818	18
June 16, 2021 – June 22, 2021	1820	2
June 23, 2021 – June 29, 2021	1823	3
June 30, 2021 – July 6, 2021	1825	2
July 7, 2021 – July 13, 2021	1832	7
July 14, 2021 – July 20, 2021	1839	7
July 21, 2021 – July 27, 2021	1850	11
July 28, 2021 – August 3, 2021	1876	26
August 4, 2021 – August 10, 2021	1897	21
August 11, 2021 – August 17, 2021	1925	28
August 18, 2021 – August 24, 2021	1950	25
August 25, 2021 – August 31, 2021	1976	26
September 1, 2021 – September 7, 2021	1990	14
September 8, 2021 – September 14, 2021	2009	19
September 15, 2021 – September 21, 2021	2013	4
September 22, 2021 – September 28, 2021	2026	13
September 29, 2021 – October 5, 2021	2041	15
October 6, 2021 – October 12, 2021	2078	37
October 13, 2021 – October 19, 2021	2106	28
October 20, 2021 – October 26, 2021	2146	40
October 27, 2021 – November 2, 2021	2196	50
November 3, 2021 – November 9, 2021	2241	45
November 10, 2021 – November 16, 2021	2291	50
November 17, 2021 – November 23, 2021	2343	52
November 24, 2021 – November 30, 2021	2374	31
December 1, 2021 – December 7, 2021	2408	34
December 8, 2021 – December 14, 2021	2426	18
December 15, 2021 – December 21, 2021	2448	22
December 22, 2021 – December 28, 2021	2493	45
December 29, 2021 – January 4, 2022	2586	93
January 5, 2022 – January 11, 2022	2840	254
January 12, 2022 – January 18, 2022	3210	370
January 19, 2022 – January 25, 2022	3573	363
January 26, 2022 – February 1, 2022	3767	194
February 2, 2022 – February 8, 2022	3839	72

February 9, 2022 – February 15, 2022	3895	56
--------------------------------------	------	----

*changes due to added cases

Confirmed COVID-19 Cases and Absolute Change Among Persons Residing within the Tohono O’odham Nation by Week, 2020-2022*

Week (2020-2021)	Cumulative COVID-19 Cases Among Enrolled Tohono O’odham Tribal Members Residing within the Tohono O’odham Nation Boundary	Absolute Change^s in Cumulative Case Counts from Previous Week
June 24, 2020 – June 30, 2020	87	
July 1, 2020 – July 2, 2020	116	29
July 8, 2020 – July 14, 2020	163	47
July 15, 2020 – July 21, 2020	182	19
July 22, 2020 – July 28, 2020	204	22
July 29, 2020 – August 4, 2020	234	30
August 5, 2020 – August 11, 2020	272	38
August 12, 2020 – August 18, 2020	299	27
August 19, 2020 – August 25, 2020	309	10
August 26, 2020 – September 1, 2020	319	10
September 2, 2020 – September 8, 2020	326	7
September 9, 2020 – September 15, 2020	340	14
September 16, 2020 – September 22, 2020	340	0
September 23, 2020 – September 29, 2020	340	0
September 30, 2020 – October 6, 2020	341	1
October 7, 2020 – October 13, 2020	349	8
October 14, 2020 – October 20, 2020	352	3
October 21, 2020 – October 27, 2020	358	6
October 28, 2020 – November 3, 2020	369	11
November 4, 2020 – November 10, 2020	402	32
November 11, 2020 – November 17, 2020	437	35
November 18, 2020 – November 24, 2020	485	48
November 25, 2020 – December 1, 2020	528	43
December 2, 2020 – December 8, 2020	589	61
December 9, 2020 – December 15, 2020	685	96
December 16, 2020 – December 22, 2020	747	62
December 23, 2020 – December 29, 2020	796	49
December 30, 2020 – January 5, 2021	884	88
January 6, 2021 – January 12, 2021	969	85
January 13, 2021 – January 19, 2021	1031	62
January 20, 2021 – January 26, 2021	1106	75
January 27, 2021 – February 2, 2021	1137	31
February 3, 2021 – February 9, 2021	1166	29
February 10, 2021 - February 16, 2021	1179	13

February 17, 2021 – February 23, 2021	1191	12
February 24, 2021 – March 2, 2021	1195	4
March 3, 2021 – March 9, 2021	1199	4
March 10, 2021 – March 16, 2021	1200	1
March 17, 2021 – March 23, 2021	1202	2
March 24, 2021 – March 30, 2021	1204	2
March 31, 2021 – April 6, 2021	1204	0
April 7, 2021 – April 13, 2021	1204	0
April 14, 2021 – April 20, 2021	1207	3
April 21, 2021 – April 27, 2021	1207	0
April 28, 2021 – May 4, 2021	1211	4
May 5, 2021 – May 11, 2021	1220	9
May 12, 2021 – May 18, 2021	1221	1
May 19, 2021 – May 25, 2021	1223	2
May 26, 2021 – June 1, 2021	1224	1
June 2, 2021 – June 8, 2021	1228	4
June 9, 2021 – June 15, 2021	1244	16
June 16, 2021 – June 22, 2021	1245	1
June 23, 2021 – June 29, 2021	1246	1
June 30, 2021 – July 6, 2021	1247	1
July 7, 2021 – July 13, 2021	1253	6
July 14, 2021 – July 20, 2021	1258	5
July 21, 2021 – July 27, 2021	1263	5
July 28, 2021 – August 3, 2021	1282	19
August 4, 2021 – August 10, 2021	1294	12
August 11, 2021 – August 17, 2021	1312	18
August 18, 2021 – August 24, 2021	1324	12
August 25, 2021 – August 31, 2021	1339	15
September 1, 2021 – September 7, 2021	1344	5
September 8, 2021 – September 14, 2021	1353	9
September 15, 2021 – September 21, 2021	1355	2
September 22, 2021 – September 28, 2021	1363	8
September 29, 2021 – October 5, 2021	1370	7
October 6, 2021 – October 12, 2021	1396	25
October 13, 2021 – October 19, 2021	1410	14
October 21, 2021 – October 26, 2021	1438	28
October 27, 2021 – November 2, 2021	1467	29
November 3, 2021 – November 9, 2021	1490	23
November 10, 2021 – November 16, 2021	1522	32
November 17, 2021 – November 23, 2021	1548	26
November 24, 2021 – November 30, 2021	1559	11
December 1, 2021 – December 7, 2021	1576	17
December 8, 2021 – December 14, 2021	1590	14
December 15, 2021 – December 21, 2021	1611	21
December 22, 2021 – December 28, 2021	1636	25
December 29, 2021 – January 4, 2022	1702	66

January 5, 2022 – January 11, 2022	1881	179
January 12, 2022 – January 18, 2022	2162	281
January 19, 2022 – January 25, 2022	2434	272
January 26, 2022 – February 1, 2022	2576	142
February 2, 2022 – February 8, 2022	2631	55
February 9, 2022 – February 15, 2022	2676	45

*Changes due to added cases and reclassification of residence as of 9/1/2021

TONHC COVID-19 Positive Test Results and Absolute Change by Week, 2020-2022

Week (2020-2021)	TONHC Cumulative Positive COVID-19 Test Results	Absolute Change [†] in Positive Test Results from Previous Week
June 24, 2020 – June 30, 2020	153	
July 1, 2020 – July 2, 2020	202	49
July 8, 2020 – July 14, 2020	251	49
July 15, 2020 – July 21, 2020	278	27
July 22, 2020 – July 28, 2020	302	24
July 29, 2020 – August 4, 2020	342	40
August 5, 2020 – August 11, 2020	382	40
August 12, 2020 – August 18, 2020	403	21
August 19, 2020 – August 25, 2020	416	13
August 26, 2020 – September 1, 2020	426	10
September 2, 2020 – September 8, 2020	431	5
September 9, 2020 – September 15, 2020	444	13
September 16, 2020 – September 22, 2020	445	1
September 23, 2020 – September 29, 2020	447	2
September 30, 2020 – October 6, 2020	449	2
October 7, 2020 – October 13, 2020	457	8
October 14, 2020 – October 20, 2020	464	7
October 21, 2020 – October 27, 2020	487	23
October 28, 2020 – November 3, 2020	505	18
November 4, 2020 – November 10, 2020	549	44
November 11, 2020 – November 17, 2020	604	55
November 18, 2020 – November 24, 2020	667	63
November 25, 2020 – December 1, 2020	725	58
December 2, 2020 – December 8, 2020	824	99
December 9, 2020 – December 15, 2020	962	138
December 16, 2020 – December 22, 2020	1066	104
December 23, 2020 – December 29, 2020	1148	82
December 30, 2020 – January 5, 2021	1276	128
January 6, 2021 – January 12, 2021	1409	133
January 13, 2021 – January 19, 2021	1497	88
January 20, 2021 – January 26, 2021	1584	87
January 27, 2021 – February 2, 2021	1630	46
February 3, 2021 – February 9, 2021	1664	34
February 10, 2021 – February 16, 2021	1689	25
February 17, 2021 – February 23, 2021	1706	17
February 24, 2021 – March 2, 2021	1711	5

March 3, 2021 – March 9, 2021	1723	12
March 10, 2021 – March 16, 2021	1729	6
March 17, 2021 – March 23, 2021	1731	2
March 24, 2021 – March 30, 2021	1736	5
March 31, 2021 – April 6, 2021	1739	3
April 7, 2021 – April 13, 2021	1743	4
April 14, 2021 – April 20, 2021	1747	4
April 21, 2021 – April 27, 2021	1748	1
April 28, 2021 – May 4, 2021	1755	7
May 5, 2021 – May 11, 2021	1764	9
May 12, 2021 – May 18, 2021	1765	1
May 19, 2021 – May 25, 2021	1768	3
May 26, 2021 – June 1, 2021	1768	0
June 2, 2021 – June 8, 2021	1774	6
June 9, 2021 – June 15, 2021	1792	18
June 16, 2021 – June 22, 2021	1794	2
June 23, 2021 – June 29, 2021	1798	4
June 30, 2021 – July 6, 2021	1800	2
July 7, 2021 – July 13, 2021	1803	3
July 14, 2021 – July 20, 2021	1810	7
July 21, 2021 – July 27, 2021	1823	13
July 28, 2021 – August 3, 2021	1853	30
August 4, 2021 – August 10, 2021	1878	25
August 11, 2021 – August 17, 2021	1906	28
August 18, 2021 – August 24, 2021	1932	26
August 25, 2021 – August 31, 2021	1965	33
September 1, 2021 – September 7, 2021	1978	13
September 8, 2021 – September 14, 2021	1996	18
September 15, 2021 – September 21, 2021	2005	9
September 22, 2021 – September 28, 2021	2019	14
September 29, 2021 – October 5, 2021	2035	16
October 6, 2021 – October 12, 2021	2075	40
October 13, 2021 – October 19, 2021	2102	27
October 21, 2021 – October 26, 2021	2141	39
October 27, 2021 – November 2, 2021	2183	42
November 3, 2021 – November 9, 2021	2236	53
November 10, 2021 – November 16, 2021	2285	50
November 17, 2021 – November 23, 2021	2333	48
November 24, 2021 – November 30, 2021	2369	36
December 1, 2021 – December 7, 2021	2405	36
December 8, 2021 – December 14, 2021	2422	17
December 15, 2021 – December 21, 2021	2452	30
December 22, 2021 – December 28, 2021	2505	53
December 29, 2021 – January 4, 2022	2613	108
January 5, 2022 – January 11, 2022	2927	314
January 12, 2022 – January 18, 2022	3349	422
January 19, 2022 – January 25, 2022	3777	428

January 26, 2022 – February 1, 2022	3986	209
February 2, 2022 – February 8, 2022	4075	89
February 9, 2022 – February 15, 2022	4134	59