



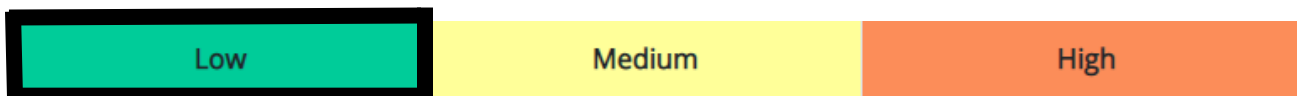
# Tohono O'odham Nation Health Care (TONHC)

## COVID-19 Situation Update: March 30, 2022

### T-Ñukuda Ha'icu Cihañig

Information is recent as of March 30, 2022 at 7:00 and may change as more data is available.

#### COVID-19 Community Level



#### Transmission Risk Levels <https://www.cdc.gov/coronavirus/2019-ncov/science/community-levels.html>

CDC's new system to determine the COVID-19 transmission risk level by county analyzes three metrics. CDC will this every Thursday at 8pm EST:

- New COVID-19 admissions per 100,000 population in the past seven days
- The percent of staffed inpatient beds occupied by COVID-19 patients
- Total new COVID-19 cases per 100,000 population in the past seven days.

TONHC will follow Pima County's risk level.

#### Mask Mandates-What to do?

While some communities are removing mask mandates, masks may still be appropriate in public indoor spaces, regardless of vaccination status, depending upon your personal risks, the activity, and how much COVID-19 transmission is in your community.

#### 2<sup>nd</sup> COVID-19 vaccine booster recommended for some people

CDC continues to recommend that all eligible adults, adolescents, and children 5 and older be up to date on their COVID-19 vaccines, which includes getting an initial booster at the right time. During the Omicron surge, people who were boosted were 21-times less likely to die from COVID-19 compared to those who were unvaccinated, and 7-times less likely to be hospitalized. The FDA recently authorized a second booster to maintain antibody levels and protect against severe COVID-19 disease. On March 29, CDC recommended an additional COVID-19 booster for 1) people who received Johnson & Johnson's Janssen COVID-19 vaccine for their first shot and booster, adults ages 50 years and older, and 3) people who are moderately or severely immunocompromised. See the table in the vaccine section and ask your provider to see if and when you should get the additional booster.

#### Omicron variant BA.2

Currently, COVID-19 Omicron and its sub-variants (BA.1 & BA.2) are causing almost all COVID-19 infections in the US, including Arizona. The Omicron variants are very contagious, produce similar symptoms, but appear to cause less severe disease than previous variants like Delta. Omicron BA.2 is causing new surges in some countries and its spread is being watched closely in the US. Treatments that were used for earlier COVID-19 variants appear to not be as effective for BA.2.

Arizona performs genetic sequencing on COVID-19 viruses from across the state. Currently, 99% of cases are Omicron variant and BA.2 makes up 57%. Among the COVID-19 specimens sent from TONHC to the State Lab for genetic sequencing, 97% have been identified as Omicron since December 2021.

#### Test and Treat

TONHC continues to offer rapid COVID-19 testing and treatment. Paxlovid (oral medication) and IV infusions of monoclonal antibodies and Remdesivir are authorized for person 12 years and older at high-risk for severe disease (elders and anyone over 12 years old with health conditions that put them at high risk for severe disease). Your doctor or pharmacist can discuss possible precautions such as medication interactions and concerns for people with liver and kidney problems.

## COVID-19 Data – Tohono O’odham Nation

### COVID-19 Case Data

	TON	Pima County	AZ
Total Cases	3956	252,925	2,007,180
Number of cases in last 7 days	0	669	10,143
Incidence Rate last 7 days (per 100,000)	0	47	63
Percent Positivity last 7 days	1.1%	3.3%	<3%
Cumulative Incidence Rate (per 100,000)	20,506	24,211	27,920
Number Deaths (% of total cases)	112 (3%)	3,773 (1%)	29,268(1%)
Number Hospitalized (% of total cases)	320 (8%)	12,060 (5%)	108,768 (5%)

### COVID-19 Cases 2020 – Present

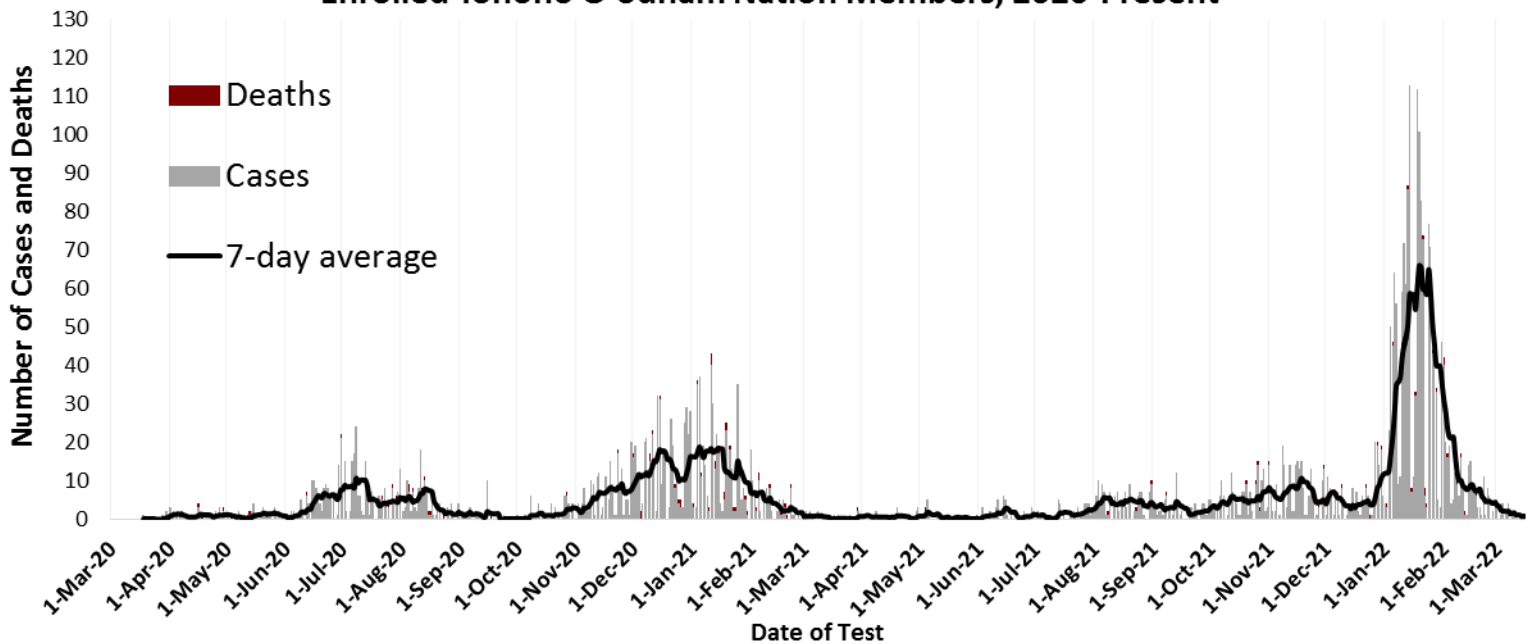
	Enrolled Member of Tohono O’odham Nation	Enrolled Member of Another Tribe or Other	Total
Residing within Boundaries of TON	2677	102	2779
Residing outside Boundaries of TON	1279	581	1860
Total*	3956	683	4639

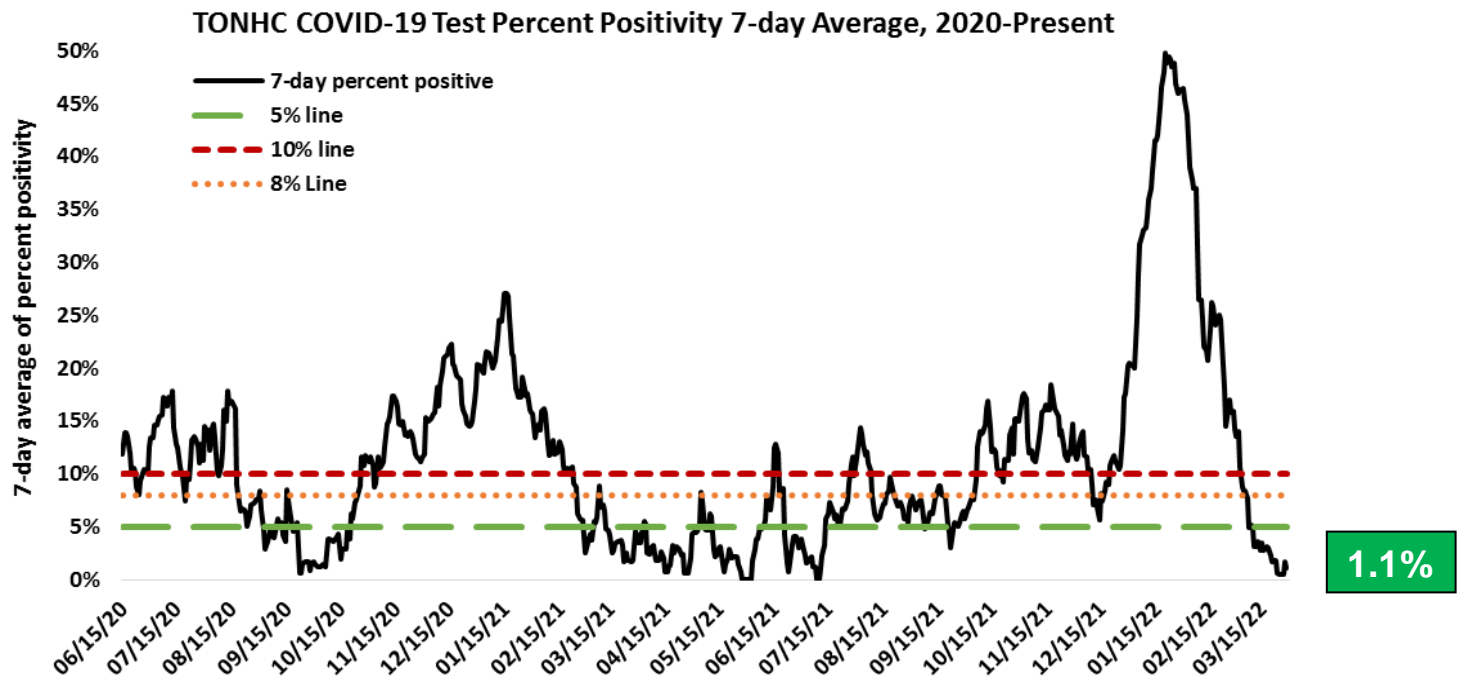
\*Includes non-TON members tested at TONHC

\*\*Total Pandemic Cases & Deaths include non-tribal community members

+Total includes cases of unknown residence

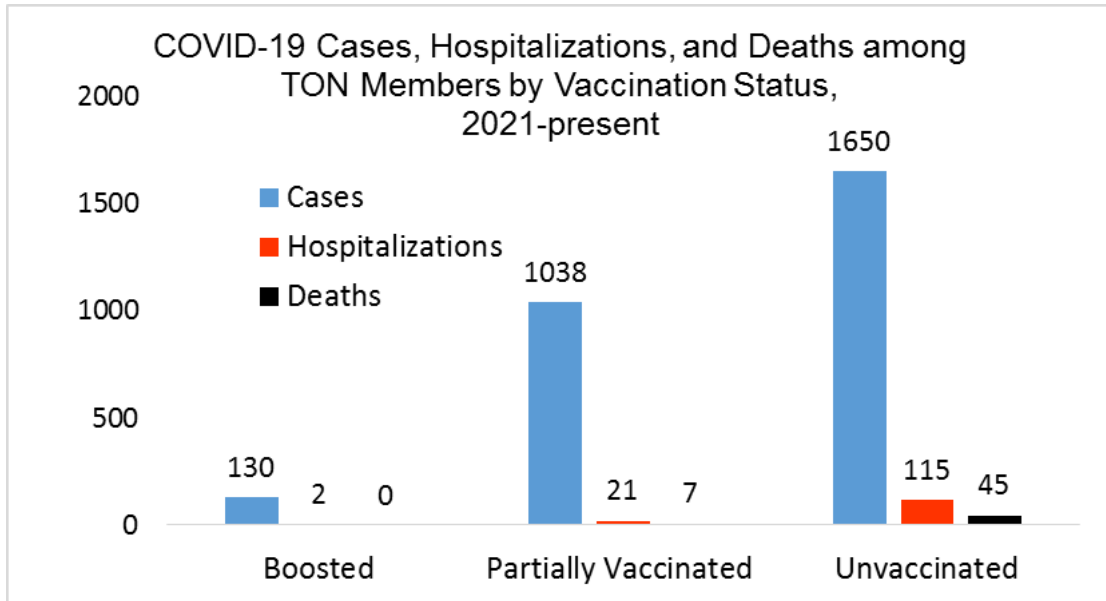
### Confirmed COVID-19 Cases and Deaths by Date Among Enrolled Tohono O'odham Nation Members, 2020-Present





## COVID-19 Vaccination Effectiveness

People who are up to date on vaccines have much lower risk of severe illness and death from COVID-19 compared with unvaccinated people.



Total number of COVID-19 vaccines administered through TONHC, 30-Mar-2022.

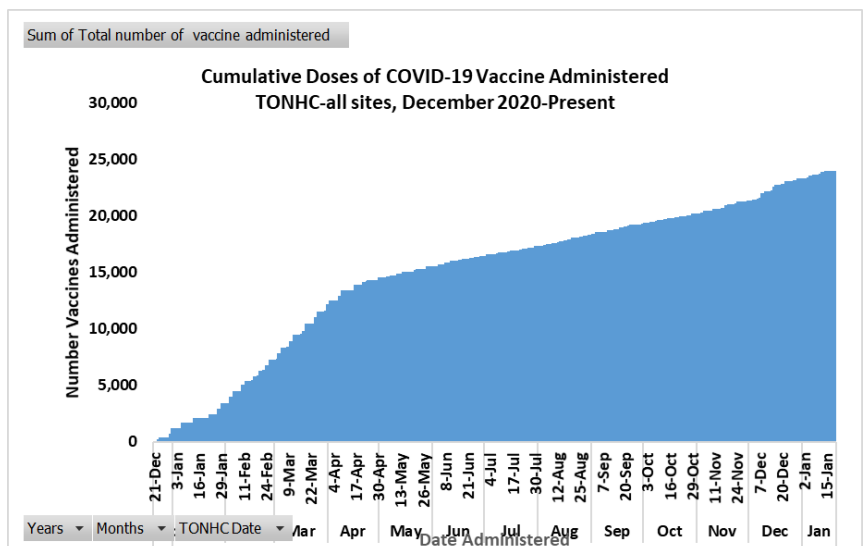
26,075

Doses administered through TONHC recorded through State of Arizona Vaccine Registry (ASIIS).

	Total doses
Dose 1	11822
Dose 2	10207
Dose 3	3931
Dose 4	87

TON Members Fully Vaccinated

12,490



## TON COVID-19 Vaccination Program

### **COVID-19 Vaccine is available through TONHC to:**

- TON members or other tribal members and TONHC patients
- Non-Native persons who work with or on the TON
- Non-Native persons who reside in a household with a tribal member or on the Nation

### **Appointments:** Call TONHC clinics to make an appointment.

- Sells Hospital.....520-383-7209
- San Xavier Health Center...520-547-8140
- San Simon Health Center...520- 362-7078
- Locate a vaccination site anywhere the USA: [www.vaccine.gov](http://www.vaccine.gov)  
Call 1-800-232-0233 (TTY 1-888-720-7489)

### **CDC currently recommends COVID-19 vaccination for:**

- Children ages 5 years and older and all eligible adults
- Women who are pregnant, breastfeeding, trying to get pregnant, or might become pregnant in the future,
- Persons infected with COVID-19 once they recover and/or have completed isolation.

### **Boosters:** COVID-19 boosters are recommended for ALL ADULTS and adolescents 12 years old and older.

**NEW: A second booster is recommended for 1) people who received Johnson & Johnson's Janssen COVID-19 vaccine for their first shot and booster, adults ages 50 years and older, and 3) people who are moderately or severely immunocompromised.**

Recipient Age	Product <sup>††</sup>	Persons Who ARE NOT Moderately or Severely Immunocompromised		Persons Who ARE Moderately or Severely Immunocompromised	
		Primary Series <sup>†§</sup>	Booster Dose <sup>†¶</sup>	Primary Series <sup>†§</sup>	Booster Dose <sup>†¶</sup>
Type: mRNA vaccine					
5–11 years	Pfizer-BioNTech Ages: 5–11 years Orange cap	2 doses. Separate: Dose 1 and 2 by at least 3 weeks	Not recommended	3 doses. Separate: Dose 1 and 2 by at least 3 weeks. Dose 2 and 3 by at least 4 weeks.	Not recommended
12–17 years	Pfizer-BioNTech Ages: 12 years and older Gray cap or Purple cap	2 doses. Separate: Dose 1 and 2 by at least 3 - 8 weeks.**	At least 5 months after Dose 2	3 doses. Separate: Dose 1 and 2 by at least 3 weeks. Dose 2 and 3 by at least 4 weeks.	At least 12 weeks after Dose 3
18 years and older	Pfizer-BioNTech Ages: 12 years and older Gray cap or Purple cap	2 doses. Separate: Dose 1 and 2 by at least 3 - 8 weeks.**	At least 5 months after Dose 2	3 doses. Separate: Dose 1 and 2 by at least 3 weeks. Dose 2 and 3 by at least 4 weeks.	At least 12 weeks after Dose 3
	Moderna	2 doses. Separate: Dose 1 and 2 by at least 4 - 8 weeks.**	At least 5 months after Dose 2	3 doses. Separate: Dose 1 and 2 by at least 4 weeks. Dose 2 and 3 by at least 4 weeks.	At least 12 weeks after Dose 3
Recipient Age	Product <sup>††</sup>	Persons Who ARE NOT Moderately or Severely Immunocompromised		Persons Who ARE Moderately or Severely Immunocompromised	
		Primary Series <sup>†§</sup>	Booster Dose <sup>†¶</sup>	Primary Series <sup>†§</sup>	Booster Dose <sup>†¶</sup>
Type: Viral vector vaccine					
18 years and older	Janssen <sup>††</sup>	1 dose	At least 8 weeks after Dose 1	2 doses. Separate: Dose 1 and 2 by at least 28 days <sup>††</sup> Dose 2 MUST be a mRNA vaccine	At least 8 weeks after Dose 2

## TON COVID-19 Vaccination Update: March 30, 2022

The following graphics show COVID-19 vaccination rates for persons who receive care through TONHC, and specifically among Tohono O'odham Nation Members. Data are retrieved from TONHC's Resource and Patient Management System (RPMS) and the Arizona State Immunization Information System (ASIIS). Vaccination data of TON members who received vaccinations through PIMC are also included. Some vaccinations obtained outside TONHC may be undercounted due to a data exchange disruption between RPMS-ASIIS and will be included when available.

COVID-19 Vaccinations	Completed COVID-19 Vaccine Series		At Least 1 COVID-19 Vaccine Administered		Booster Dose Administered		Population
	Percent (%)	(n)	Percent (%)	(n)	Percent (%)	(n)	(n)
US Population 5 years & over***	70%		82%		47%		
American Indian/Alaska Native (TONHC/PIMC patients)	51%	11,675	60%	13,542	17%	3,772	22,708*
Tohono O'odham Nation Member	56%	10,148	64%	11,583	18%	3,238	18,218 †
Residing on TON	63%	6,812	71%	7,605	23%	2,440	10,763#

\*American Indian/Alaska Native, vaccine eligible ages 5 years and older, at least 1 visit at TONHC in last 3 years, and TON members receiving vaccine through PIMC

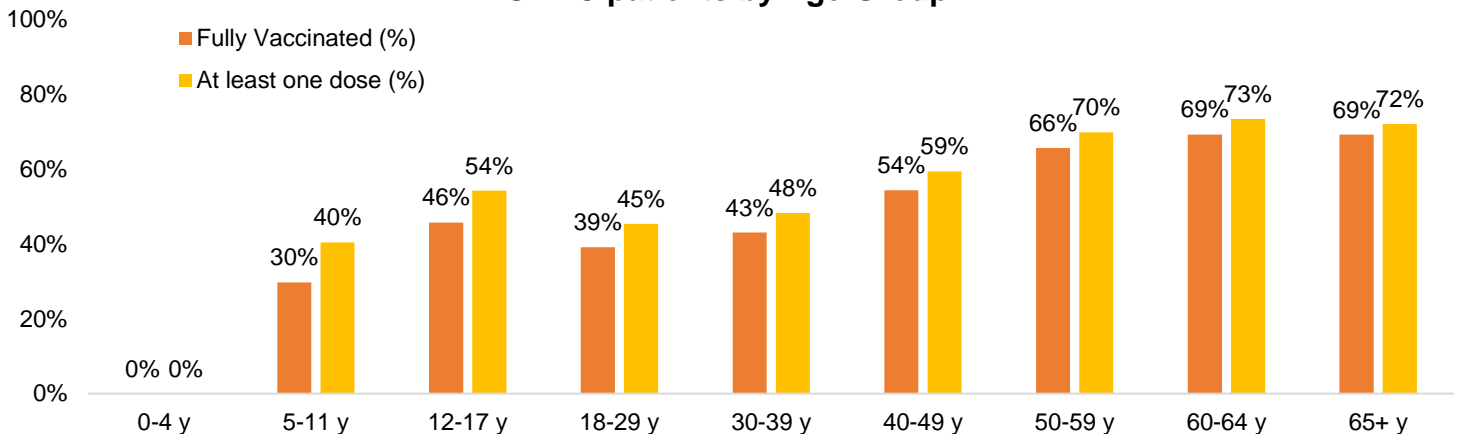
†Enrolled TON member, vaccine eligible ages 5 years and older, at least one visit at TONHC in last 3 years, and TON members receiving vaccine through PIMC

#Enrolled TON members and non-members, vaccine eligible ages 5 years and older, at least one visit at TONHC in last 3 years, residing on TON, including TON members receiving vaccine through PIMC

\*\*American Indian/Alaska Native, vaccine booster eligible ages 12 years and older, at least 1 visit at TONHC in last 3 years, and TON members receiving vaccine through PIMC

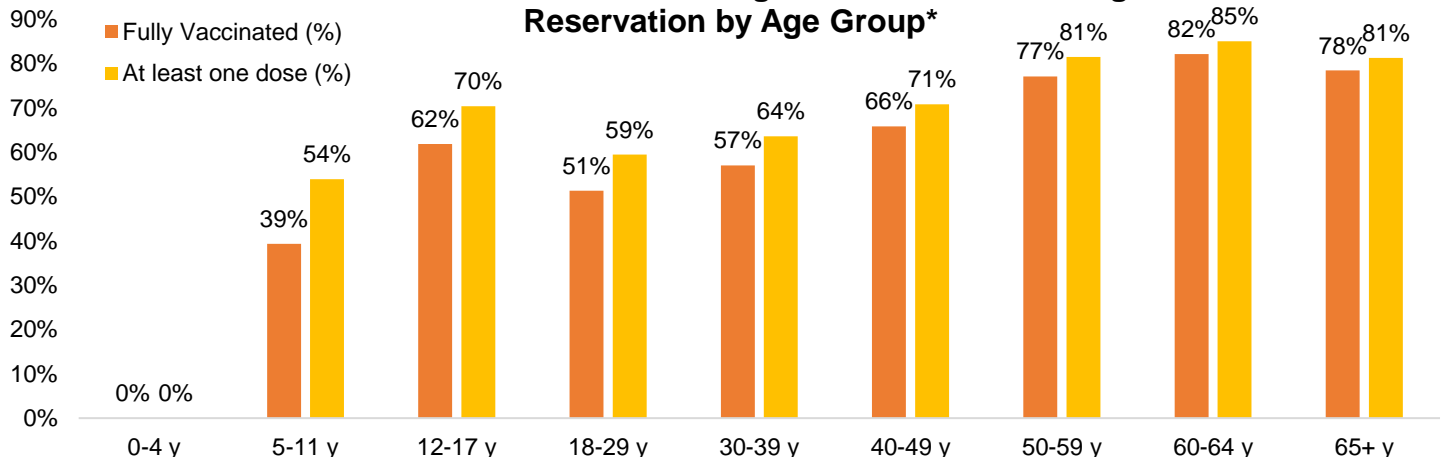
\*\*\*CDC | Data as of: March 31, 2022 6:00am ET. Posted: Wednesday, March 31, 2022 6:30 PM ET

### COVID-19 Vaccination Rates among All TONHC patients by Age Group\*



\*TONHC patients with at least one visit in the last 3 years, any tribal affiliation

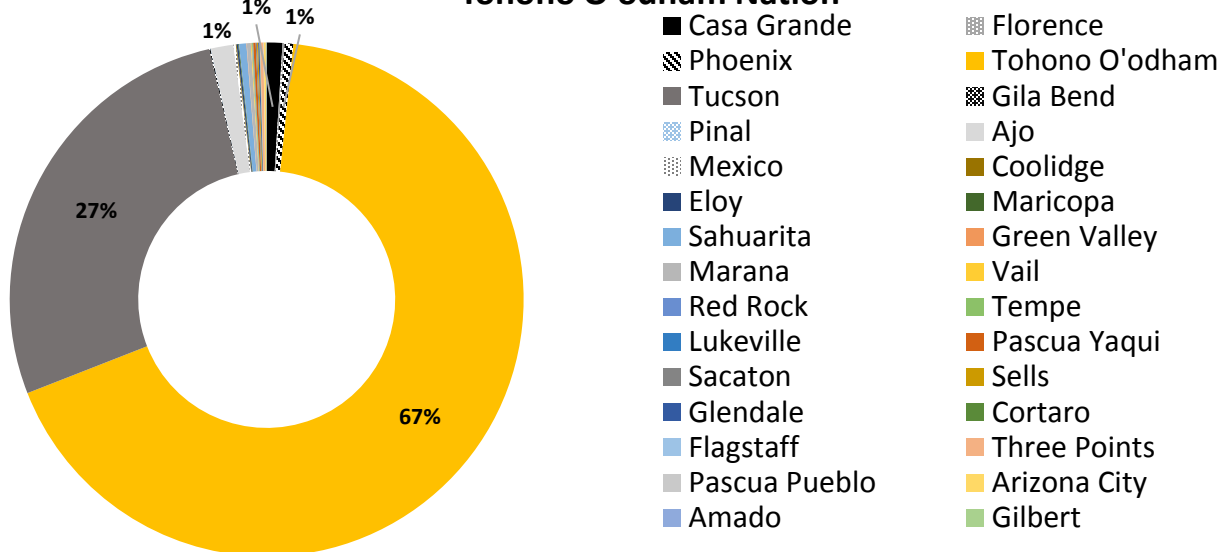
### COVID-19 Vaccination Rates among TONHC Patients Living on the Reservation by Age Group\*



\*TONHC patients with at least 1 visit in 3 years, residing on Tohono O'odham Nation, and members residing on TON vaccinated through PIMC

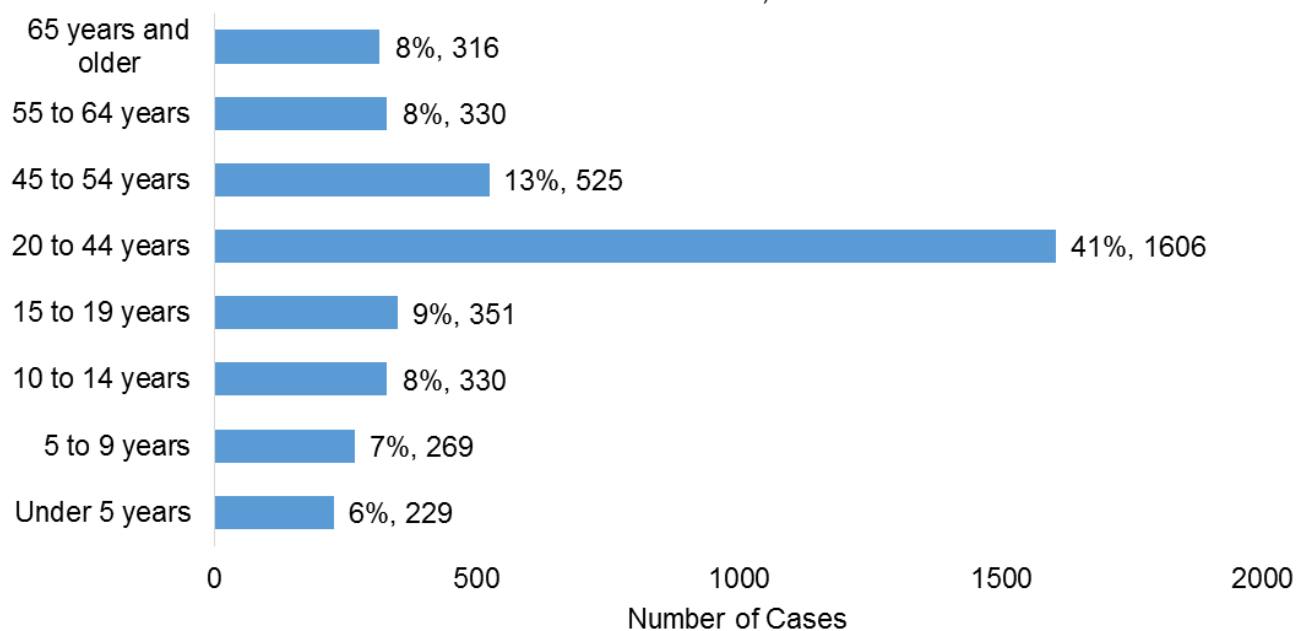
## COVID-19 Data Summary

### Region of Residence for COVID-19 Cases among Members of the Tohono O'odham Nation



### Characteristics of COVID-19 cases among Tohono O'odham Members

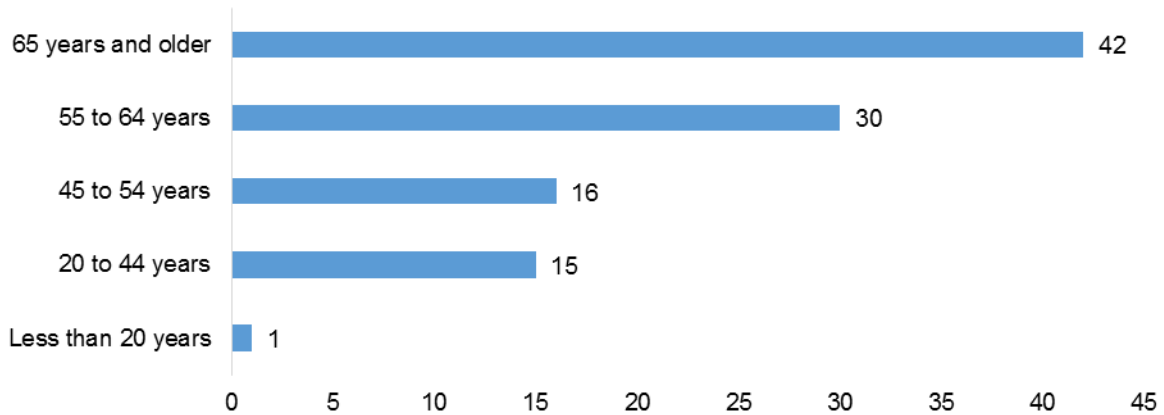
#### Age Distribution of COVID-19 Cases among Tohono O'odham Members, 2020-2022



Median age of cases is 31 years (range 1 mo-102 years)

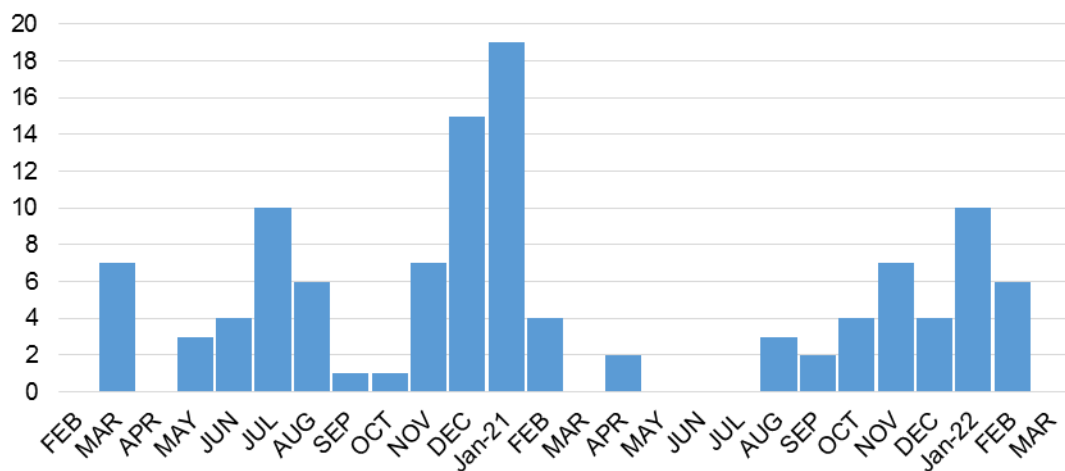


### Deceased Covid-19 Cases by Age Group Tohono O'odham Nation Members, 2020-2021



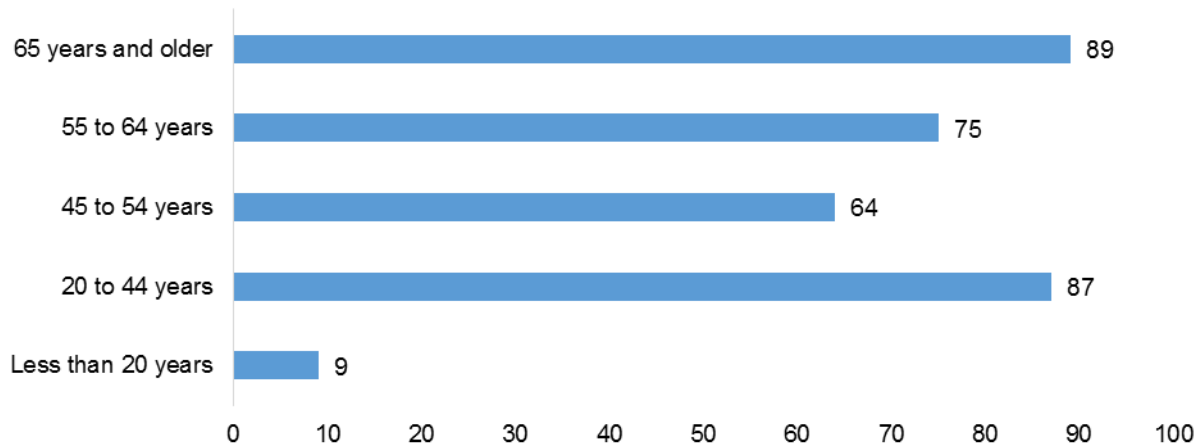
Median age of death is 61 years (range 14-100 years)

### COVID-19 Deaths among TONHC Patients by month, 2020-present

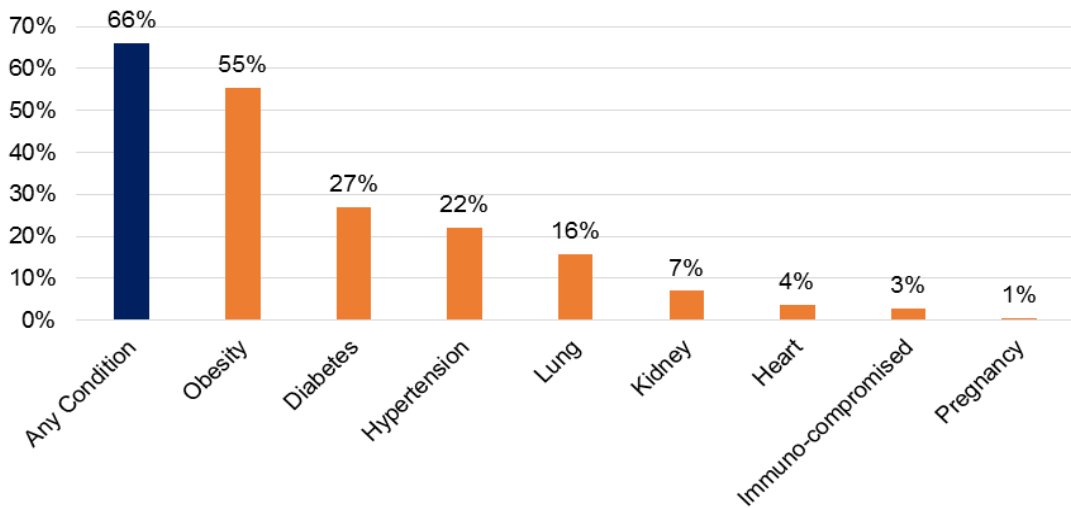




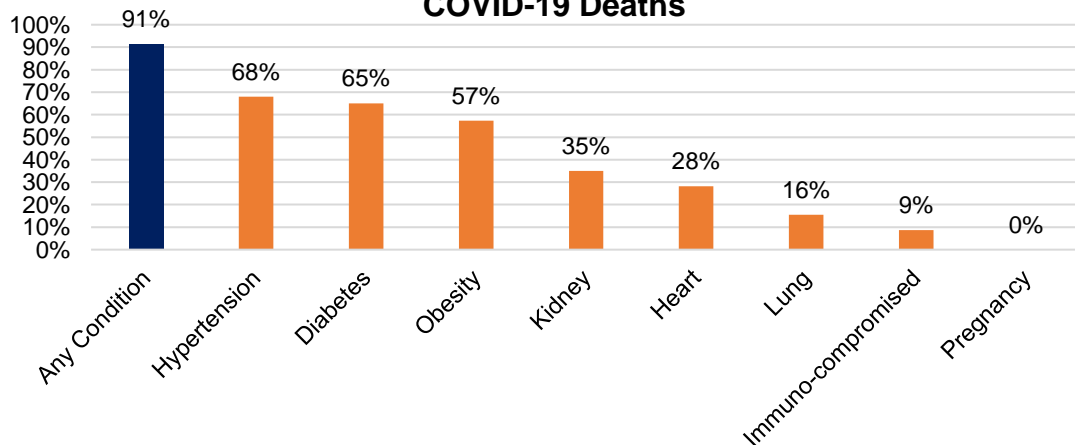
### Hospitalized COVID-19 Cases by Age Group TON, 2020-2021



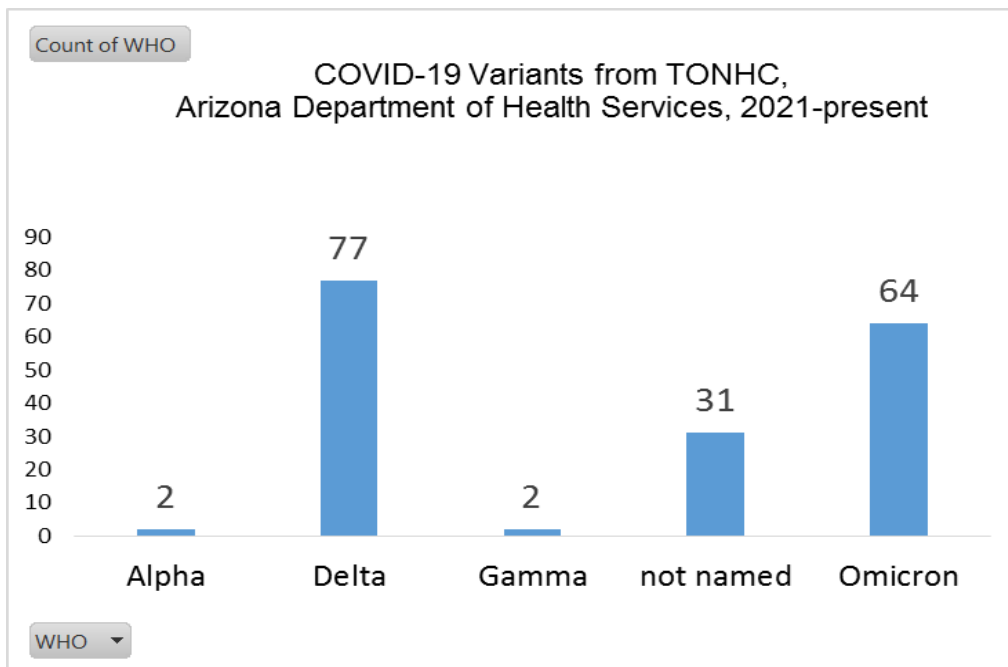
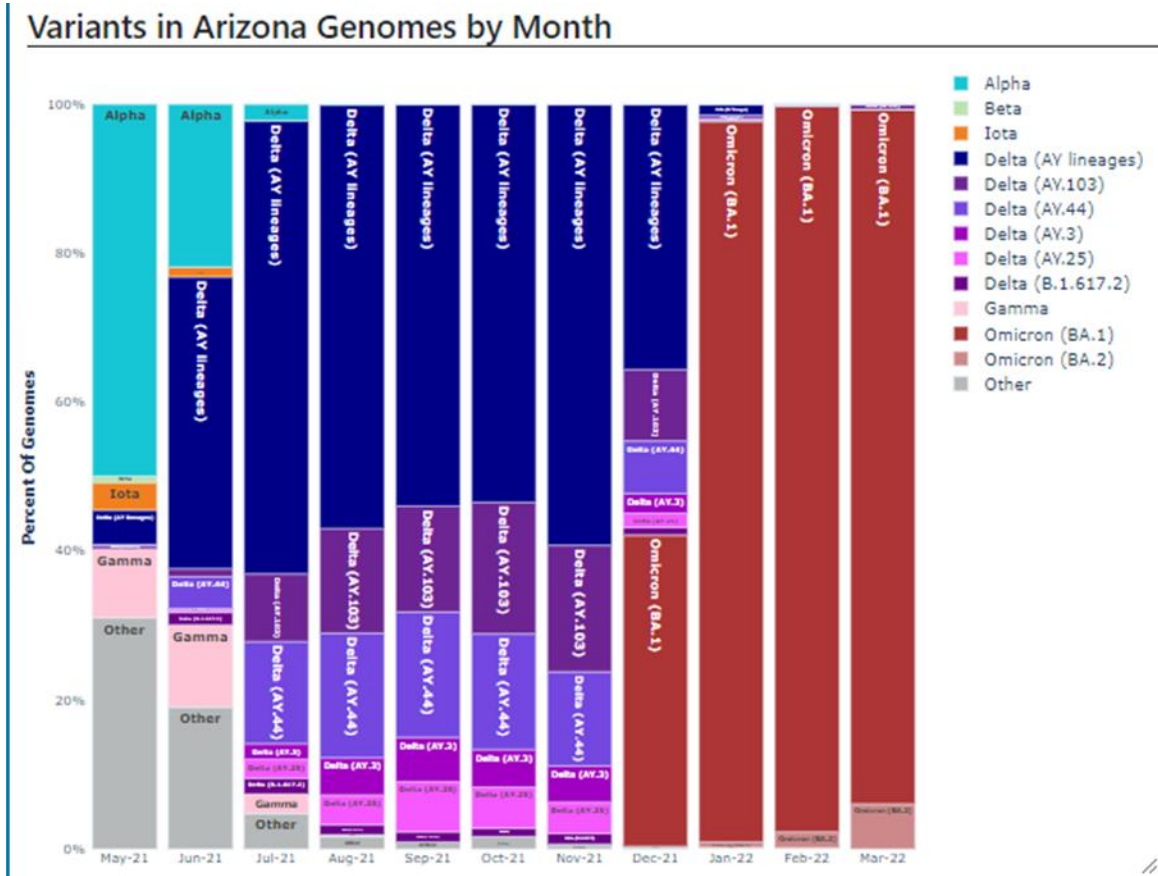
### Underlying Conditions of Cases with COVID-19 Among TON Tribal Members



### Underlying Conditions Among TON COVID-19 Deaths



# COVID-19 Variants



## March 2022

Omicron BA.1 variant (93.3%) is currently the dominant variant.

Omicron BA.2 variant (6.0%)

Delta (0.0%)

## COVID-19 Laboratory Testing at TONHC

Total Covid-19 Tests Performed at TONHC through 3/29/2022	27,178
Total Tests Performed in Past 7 Days	166

### Testing Available at TONHC

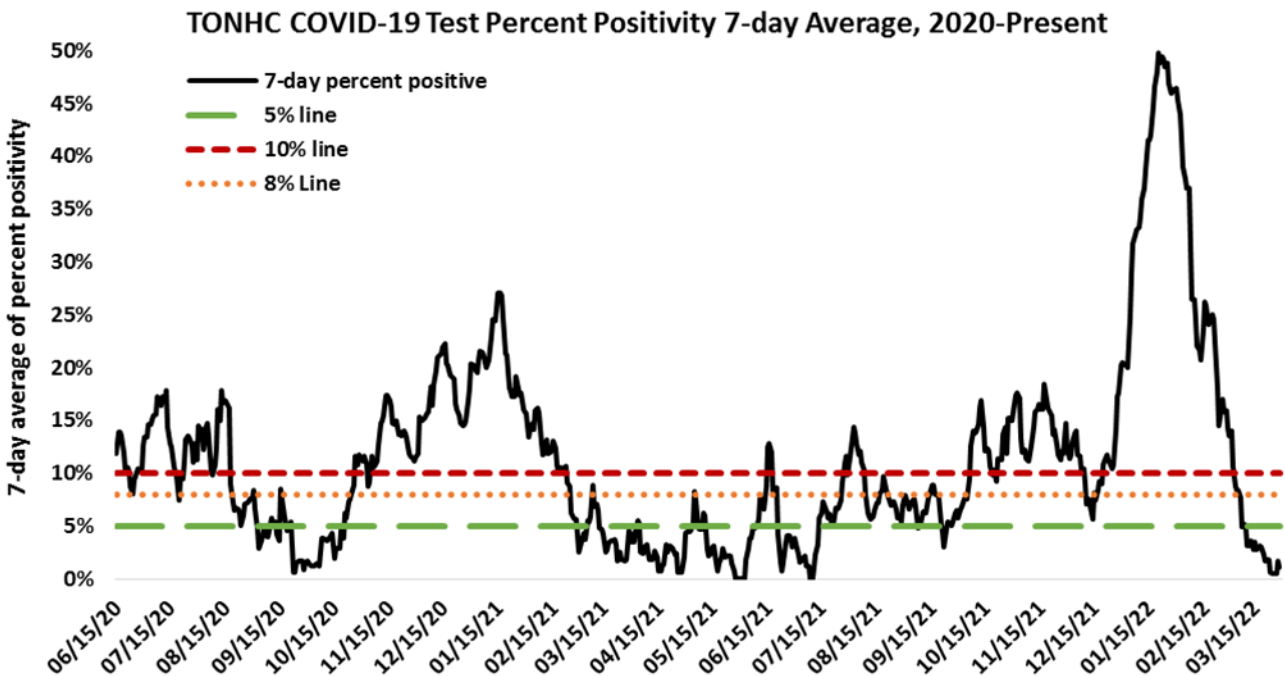
COVID-19 testing began at TONHC on March 23, 2020.

On-site same-day testing began on April 20, 2020 and expanded to same-day testing at San Xavier, Sells, and San Simon Health Centers.

TONHC uses three testing modalities: in-house Nucleic Acid Amplification (Abbott ID NOW) and PCR testing (testing for SARS CoV-2, Flu A, Flu B, and RSV using one swab (began Feb. 1, 2021).

Send-out PCR testing is also available through Sonora Quest.

After CDC recommended to not use serologic testing, effective 8/1/21, in-house antibody testing was discontinued,



**Test Percent Positivity 3/29/2022: 1.1%**

## Sells Emergency Department

Door to transfer time, the amount of time it takes to transfer a patient to another facility for higher-level care from the time they entered the emergency department, has increased dramatically for Sells Emergency Department since August 2021 due to COVID-19. As higher-level care hospitals continue to see increased COVID-19 cases, Sells ED patients will continue seeing increased wait times.

Month	Door-to-Transfer time for Sells Hospital ED	Total Visits
June 2021	262 minutes	753
July 2021	292 minutes	742
August 2021	402 minutes	859
September 2021	531 minutes	833
October 2021	439 minutes	761
November 2021	533 minutes	807
December 2021	455 minutes	717

Sells Hospital uses the Arizona Surge Line for all COVID-19 transfers outside of TONHC. The Arizona Surge Line is a 24/7 toll-free statewide system activated 4/22/20 to keep hospitals and regions of Arizona from being overwhelmed by facilitating COVID-19 patient admission, transfer, and discharge to appropriate levels of care.

## SELLS INPATIENT UNIT

To minimize possible exposure and conserve personal protective equipment, visitors are not allowed on the inpatient ward. Exceptions are for pediatric patients, patients in labor, and other special circumstances. In accordance with state enhanced surveillance advisory related to COVID-19, daily information is reported to Arizona State using EMResource.

Medical Bed Capacity through 3/30/2022	14
ICU	0
Negative Pressure Rooms	2 - inpatient ward, 1- Emergency Department
COVID-19 patients admitted to TONHC to date	3

### COVID-19 Treatments through TONHC

	January 2022	February 2022	March 2022
Treatment	Persons Treated with mAb or antiviral medications by month		
Paxlovid	4	16	5
Sotrovimab	19	15	1
Remdesivir	1 (inpt tx for transfer)	0	0

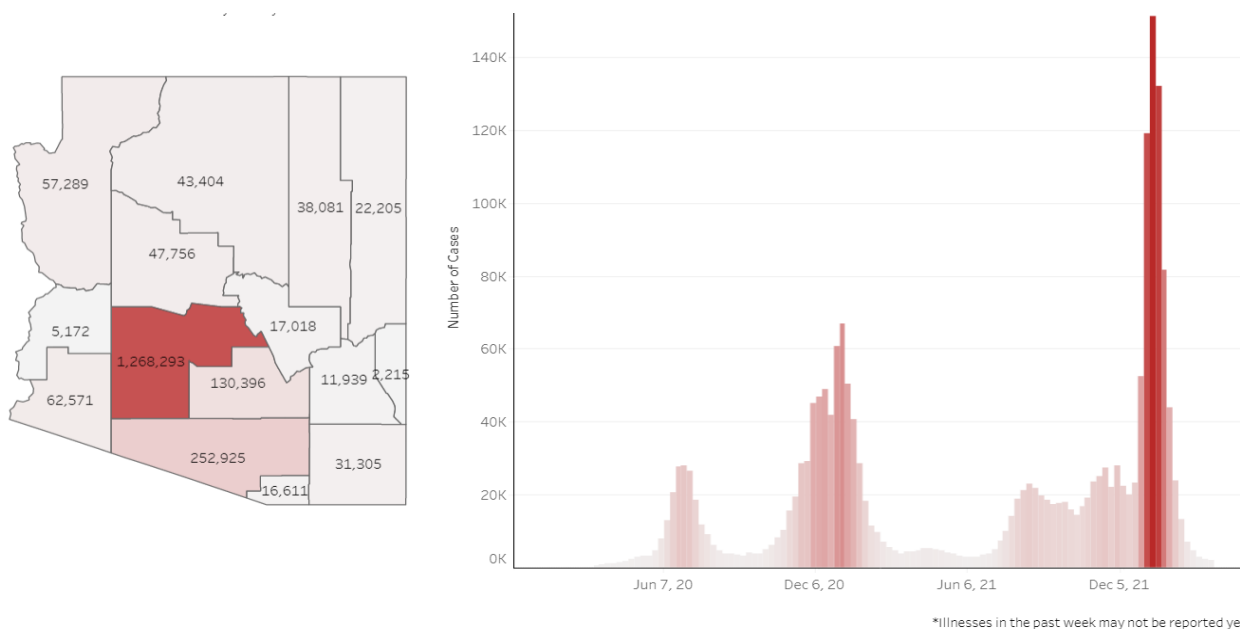
## **PUBLIC HEALTH NURSING – CONTACT TRACING**

### **County and State Health Departments will assist TON with COVID-19 notifications**

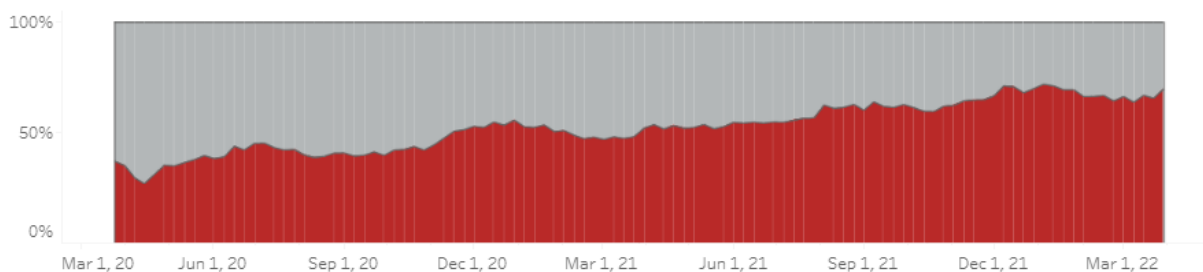
The current surge in COVID-19 cases is causing delays for health departments across the state to contact persons infected with COVID-19. During the surge, Pima and Pinal County Health Departments and the Arizona Department Health Services (ADHS) will assist the Tohono O’odham Nation to notify persons who test positive for COVID-19 and persons they might have had contact with. Please cooperate with the health departments if they contact you.

# Arizona DATA

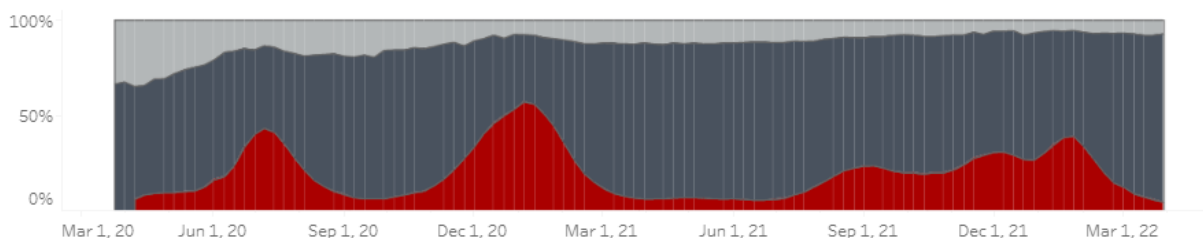
## COVID-19 Cases by Week



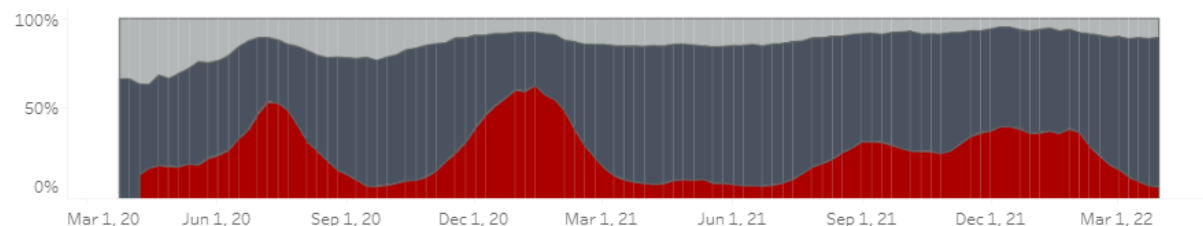
Number of **Emergency Department** Beds ■ Available and ■ In Use at Arizona Hospitals



Number of **Inpatient** Beds ■ Available, ■ In Use by non-COVID Patients, and ■ In Use by COVID Patients (starting 4/10/20) at Arizona Hospitals



Number of **Intensive Care Unit (ICU)** Beds ■ Available, ■ In Use by non-COVID Patients, and ■ In Use by COVID Patients (starting 4/10/20) at Arizona Hospitals



Data are updated on Wednesdays and include data through 3/29/2022.

## APPENDIX

### Confirmed COVID-19 Cases and Absolute Change among Enrolled Tohono O'odham Nation Members by Week, 2020-2022\*

Week (2020-2021)	Cumulative COVID-19 Cases Among Enrolled Tohono O'odham Tribal	Absolute Change <sup>s</sup> in Cumulative Case Counts from
June 24, 2020 – June 30, 2020	208	
July 1, 2020 – July 2, 2020	265	57
July 8, 2020 – July 14, 2020	324	59
July 15, 2020 – July 21, 2020	349	25
July 22, 2020 – July 28, 2020	382	33
July 29, 2020 – August 4, 2020	421	39
August 5, 2020 – August 11, 2020	468	47
August 12, 2020 – August 18, 2020	501	33
August 19, 2020 – August 25, 2020	513	12
August 26, 2020 – September 1, 2020	523	10
September 2, 2020 – September 8, 2020	532	9
September 9, 2020 – September 15, 2020	546	14
September 16, 2020 – September 22, 2020	546	0
September 23, 2020 – September 29, 2020	547	1
September 30, 2020 – October 6, 2020	549	2
October 7, 2020 – October 13, 2020	560	11
October 14, 2020 – October 20, 2020	566	6
October 21, 2020 – October 27, 2020	584	18
October 28, 2020 – November 3, 2020	597	13
November 4, 2020 – November 10, 2020	637	40
November 11, 2020 – November 17, 2020	687	50
November 18, 2020 – November 24, 2020	744	57
November 25, 2020 – December 1, 2020	805	61
December 2, 2020 – December 8, 2020	890	85
December 9, 2020 – December 15, 2020	1017	127
December 16, 2020 – December 22, 2020	1109	92
December 23, 2020 – December 29, 2020	1191	82
December 30, 2020 – January 5, 2021	1322	131
January 6, 2021 – January 12, 2021	1444	122
January 13, 2021 – January 19, 2021	1530	86
January 20, 2021 – January 26, 2021	1624	94
January 27, 2021 – February 2, 2021	1671	47
February 3, 2021 – February 9, 2021	1705	34
February 10, 2021 – February 16, 2021	1728	23
February 17, 2021 – February 23, 2021	1746	18
February 24, 2021 – March 2, 2021	1752	6
March 3, 2021 – March 9, 2021	1758	6
March 10, 2021 – March 16, 2021	1759	1
March 17, 2021 – March 23, 2021	1761	2
March 24, 2021 – March 30, 2021	1763	2
March 31, 2021 – April 6, 2021	1764	1



April 7, 2021 – April 13, 2021	1766	2
April 14, 2021 – April 20, 2021	1770	4
April 21, 2021 – April 27, 2021	1772	2
April 28, 2021 – May 4, 2021	1780	8
May 5, 2021 – May 11, 2021	1789	9
May 12, 2021 – May 18, 2021	1790	1
May 19, 2021 – May 25, 2021	1793	3
May 26, 2021 – June 1, 2021	1794	1
June 2, 2021 – June 8, 2021	1800	6
June 9, 2021 – June 15, 2021	1818	18
June 16, 2021 – June 22, 2021	1820	2
June 23, 2021 – June 29, 2021	1823	3
June 30, 2021 – July 6, 2021	1825	2
July 7, 2021 – July 13, 2021	1832	7
July 14, 2021 – July 20, 2021	1839	7
July 21, 2021 – July 27, 2021	1850	11
July 28, 2021 – August 3, 2021	1876	26
August 4, 2021 – August 10, 2021	1897	21
August 11, 2021 – August 17, 2021	1925	28
August 18, 2021 – August 24, 2021	1950	25
August 25, 2021 – August 31, 2021	1976	26
September 1, 2021 – September 7, 2021	1990	14
September 8, 2021 – September 14, 2021	2009	19
September 15, 2021 – September 21, 2021	2013	4
September 22, 2021 – September 28, 2021	2026	13
September 29, 2021 – October 5, 2021	2041	15
October 6, 2021 – October 12, 2021	2078	37
October 13, 2021 – October 19, 2021	2106	28
October 20, 2021 – October 26, 2021	2146	40
October 27, 2021 – November 2, 2021	2196	50
November 3, 2021 – November 9, 2021	2241	45
November 10, 2021 – November 16, 2021	2291	50
November 17, 2021 – November 23, 2021	2343	52
November 24, 2021 – November 30, 2021	2375	32
December 1, 2021 – December 7, 2021	2410	35
December 8, 2021 – December 14, 2021	2428	18
December 15, 2021 – December 21, 2021	2450	22
December 22, 2021 – December 28, 2021	2495	45
December 29, 2021 – January 4, 2022	2590	95
January 5, 2022 – January 11, 2022	2842	252
January 12, 2022 – January 18, 2022	3211	369
January 19, 2022 – January 25, 2022	3558	347
January 26, 2022 – February 1, 2022	3753	195
February 2, 2022 – February 8, 2022	3825	72
February 9, 2022 – February 15, 2022	3881	56
February 16, 2022 – February 22, 2022	3917	36
February 23, 2022 – March 1, 2022	3939	22

March 2, 2022 – March 8, 2022	3947	8
March 9, 2022 – March 15, 2022	3953	6
March 16, 2022 – March 22, 2022	3956	3
March 23, 2022 – March 29, 2022	3956	0

\*changes due to added cases

**Confirmed COVID-19 Cases and Absolute Change Among Persons Residing within the Tohono O'odham Nation by Week, 2020-2022\***

<b>Week (2020-2021)</b>	<b>Cumulative COVID-19 Cases Among Enrolled Tohono O'odham Tribal Members Residing within the Tohono O'odham Nation Boundary</b>	<b>Absolute Change<sup>§</sup> in Cumulative Case Counts from Previous Week</b>
June 24, 2020 – June 30, 2020	87	
July 1, 2020 – July 2, 2020	116	29
July 8, 2020 – July 14, 2020	163	47
July 15, 2020 – July 21, 2020	182	19
July 22, 2020 – July 28, 2020	204	22
July 29, 2020 – August 4, 2020	234	30
August 5, 2020 – August 11, 2020	272	38
August 12, 2020 – August 18, 2020	299	27
August 19, 2020 – August 25, 2020	309	10
August 26, 2020 – September 1, 2020	319	10
September 2, 2020 – September 8, 2020	326	7
September 9, 2020 – September 15, 2020	340	14
September 16, 2020 – September 22, 2020	340	0
September 23, 2020 – September 29, 2020	340	0
September 30, 2020 – October 6, 2020	341	1
October 7, 2020 – October 13, 2020	349	8
October 14, 2020 – October 20, 2020	352	3
October 21, 2020 – October 27, 2020	358	6
October 28, 2020 – November 3, 2020	369	11
November 4, 2020 – November 10, 2020	402	32
November 11, 2020 – November 17, 2020	437	35
November 18, 2020 – November 24, 2020	485	48
November 25, 2020 – December 1, 2020	528	43
December 2, 2020 – December 8, 2020	589	61
December 9, 2020 – December 15, 2020	685	96
December 16, 2020 – December 22, 2020	747	62
December 23, 2020 – December 29, 2020	796	49
December 30, 2020 – January 5, 2021	884	88
January 6, 2021 – January 12, 2021	969	85
January 13, 2021 – January 19, 2021	1031	62
January 20, 2021 – January 26, 2021	1106	75
January 27, 2021 – February 2, 2021	1137	31

TONHC Situation Update 03/30/2022

**Wear a mask, physically distance, and wash your hands to protect Tohono O'odham Nation**

February 3, 2021 – February 9, 2021	1166	29
February 10, 2021 - February 16, 2021	1179	13
February 17, 2021 – February 23, 2021	1191	12
February 24, 2021 – March 2, 2021	1195	4
March 3, 2021 – March 9, 2021	1199	4
March 10, 2021 – March 16, 2021	1200	1
March 17, 2021 – March 23, 2021	1202	2
March 24, 2021 – March 30, 2021	1204	2
March 31, 2021 – April 6, 2021	1204	0
April 7, 2021 – April 13, 2021	1204	0
April 14, 2021 – April 20, 2021	1207	3
April 21, 2021 - April 27, 2021	1207	0
April 28, 2021 – May 4, 2021	1211	4
May 5, 2021 – May 11, 2021	1220	9
May 12, 2021 – May 18, 2021	1221	1
May 19, 2021 – May 25, 2021	1223	2
May 26, 2021 – June 1, 2021	1224	1
June 2, 2021 – June 8, 2021	1228	4
June 9, 2021 – June 15, 2021	1244	16
June 16, 2021 – June 22, 2021	1245	1
June 23, 2021 – June 29, 2021	1246	1
June 30, 2021 – July 6, 2021	1247	1
July 7, 2021 – July 13, 2021	1253	6
July 14, 2021 – July 20, 2021	1258	5
July 21, 2021 – July 27, 2021	1263	5
July 28, 2021 – August 3, 2021	1282	19
August 4, 2021 – August 10, 2021	1294	12
August 11, 2021 – August 17, 2021	1312	18
August 18, 2021 – August 24, 2021	1324	12
August 25, 2021 – August 31, 2021	1339	15
September 1, 2021 – September 7, 2021	1344	5
September 8, 2021 – September 14, 2021	1353	9
September 15, 2021 – September 21, 2021	1355	2
September 22, 2021 – September 28, 2021	1363	8
September 29, 2021 – October 5, 2021	1370	7
October 6, 2021 – October 12, 2021	1396	25
October 13, 2021 – October 19, 2021	1410	14
October 21, 2021 – October 26, 2021	1438	28
October 27, 2021 – November 2, 2021	1467	29
November 3, 2021 – November 9, 2021	1490	23
November 10, 2021 – November 16, 2021	1522	32
November 17, 2021 – November 23, 2021	1548	26
November 24, 2021 – November 30, 2021	1559	11
December 1, 2021 – December 7, 2021	1576	17
December 8, 2021 – December 14, 2021	1590	14
December 15, 2021 – December 21, 2021	1611	21

December 22, 2021 – December 28, 2021	1636	25
December 29, 2021 – January 4, 2022	1705	69
January 5, 2022 – January 11, 2022	1888	183
January 12, 2022 – January 18, 2022	2168	280
January 19, 2022 – January 25, 2022	2423	255
January 26, 2022 – February 1, 2022	2565	142
February 2, 2022 – February 8, 2022	2620	55
February 9, 2022 – February 15, 2022	2667	47
February 16, 2022 – February 22, 2022	2694	27
February 23, 2022 – March 1, 2022	2712	18
March 2, 2022 – March 8, 2022	2717	5
March 9, 2022 – March 15, 2022	2719	2
March 16, 2022 – March 22, 2022	2720	1
March 23, 2022 – March 29, 2022	2720	0

\*Changes due to added cases and reclassification of residence as of 9/1/2021

#### TONHC COVID-19 Positive Test Results and Absolute Change by Week, 2020-2022

Week (2020-2021)	TONHC Cumulative Positive COVID-19 Test Results	Absolute Change <sup>†</sup> in Positive Test Results from Previous Week
June 24, 2020 – June 30, 2020	153	
July 1, 2020 – July 2, 2020	202	49
July 8, 2020 – July 14, 2020	251	49
July 15, 2020 – July 21, 2020	278	27
July 22, 2020 – July 28, 2020	302	24
July 29, 2020 – August 4, 2020	342	40
August 5, 2020 – August 11, 2020	382	40
August 12, 2020 – August 18, 2020	403	21
August 19, 2020 – August 25, 2020	416	13
August 26, 2020 – September 1, 2020	426	10
September 2, 2020 – September 8, 2020	431	5
September 9, 2020 – September 15, 2020	444	13
September 16, 2020 – September 22, 2020	445	1
September 23, 2020 – September 29, 2020	447	2
September 30, 2020 – October 6, 2020	449	2
October 7, 2020 – October 13, 2020	457	8
October 14, 2020 – October 20, 2020	464	7
October 21, 2020 – October 27, 2020	487	23
October 28, 2020 – November 3, 2020	505	18
November 4, 2020 – November 10, 2020	549	44
November 11, 2020 – November 17, 2020	604	55
November 18, 2020 – November 24, 2020	667	63
November 25, 2020 – December 1, 2020	725	58
December 2, 2020 – December 8, 2020	824	99
December 9, 2020 – December 15, 2020	962	138
December 16, 2020 – December 22, 2020	1066	104
December 23, 2020 – December 29, 2020	1148	82
December 30, 2020 – January 5, 2021	1276	128

January 6, 2021 – January 12, 2021	1409	133
January 13, 2021 – January 19, 2021	1497	88
January 20, 2021 – January 26, 2021	1584	87
January 27, 2021 – February 2, 2021	1630	46
February 3, 2021 – February 9, 2021	1664	34
February 10, 2021 - February 16, 2021	1689	25
February 17, 2021 – February 23, 2021	1706	17
February 24, 2021 – March 2, 2021	1711	5
March 3, 2021 – March 9, 2021	1723	12
March 10, 2021 – March 16, 2021	1729	6
March 17, 2021 – March 23, 2021	1731	2
March 24, 2021 – March 30, 2021	1736	5
March 31, 2021 – April 6, 2021	1739	3
April 7, 2021 – April 13, 2021	1743	4
April 14, 2021 – April 20, 2021	1747	4
April 21, 2021 - April 27, 2021	1748	1
April 28, 2021 – May 4, 2021	1755	7
May 5, 2021 – May 11, 2021	1764	9
May 12, 2021 – May 18, 2021	1765	1
May 19, 2021 – May 25, 2021	1768	3
May 26, 2021 – June 1, 2021	1768	0
June 2, 2021 – June 8, 2021	1774	6
June 9, 2021 – June 15, 2021	1792	18
June 16, 2021 – June 22, 2021	1794	2
June 23, 2021 – June 29, 2021	1798	4
June 30, 2021 – July 6, 2021	1800	2
July 7, 2021 – July 13, 2021	1803	3
July 14, 2021 – July 20, 2021	1810	7
July 21, 2021 – July 27, 2021	1823	13
July 28, 2021 – August 3, 2021	1853	30
August 4, 2021 – August 10, 2021	1878	25
August 11, 2021 – August 17, 2021	1906	28
August 18, 2021 – August 24, 2021	1932	26
August 25, 2021 – August 31, 2021	1965	33
September 1, 2021 – September 7, 2021	1978	13
September 8, 2021 – September 14, 2021	1996	18
September 15, 2021 – September 21, 2021	2005	9
September 22, 2021 – September 28, 2021	2019	14
September 29, 2021 – October 5, 2021	2035	16
October 6, 2021 – October 12, 2021	2075	40
October 13, 2021 – October 19, 2021	2102	27
October 21, 2021 – October 26, 2021	2141	39
October 27, 2021 – November 2, 2021	2183	42
November 3, 2021 – November 9, 2021	2236	53
November 10, 2021 – November 16, 2021	2285	50
November 17, 2021 – November 23, 2021	2333	48
November 24, 2021 – November 30, 2021	2369	36

December 1, 2021 – December 7, 2021	2405	36
December 8, 2021 – December 14, 2021	2422	17
December 15, 2021 – December 21, 2021	2452	30
December 22, 2021 – December 28, 2021	2505	53
December 29, 2021 – January 4, 2022	2613	108
January 5, 2022 – January 11, 2022	2927	314
January 12, 2022 – January 18, 2022	3349	422
January 19, 2022 – January 25, 2022	3777	428
January 26, 2022 – February 1, 2022	3986	209
February 2, 2022 – February 8, 2022	4075	89
February 9, 2022 – February 15, 2022	4134	59
February 16, 2022 – February 22, 2022	4168	34
February 23, 2022 – March 1, 2022	4193	25
March 2, 2022 – March 8, 2022	4203	10
March 9, 2022 – March 15, 2022	4209	6
March 16, 2022 – March 22, 2022	4212	3
March 23, 2022 – March 29, 2022	4214	2