



Tohono O'odham Nation Health Care (TONHC)

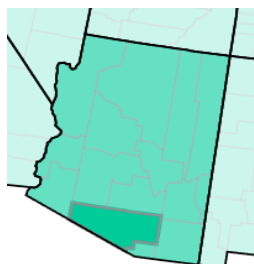
COVID-19 Situation Update: April 27, 2022

T-Ñukuda Ha'icu Cihañig

Information is recent as of April 27, 2022 at 7:00 and may change as more data is available.

COVID-19 Community Level

Low	Medium	High
-----	--------	------



Transmission Risk Levels <https://www.cdc.gov/coronavirus/2019-ncov/science/community-levels.html>

CDC's new system to determine the COVID-19 transmission risk level by county analyzes three metrics. CDC will this every Thursday at 8pm EST:

- New COVID-19 admissions per 100,000 population in the past seven days
- The percent of staffed inpatient beds occupied by COVID-19 patients
- Total new COVID-19 cases per 100,000 population in the past seven days.

TONHC will follow **Pima County's risk level.**

NEW: FDA begins review of COVID-19 Vaccine for kids ages 6 months-4 years old

This month, the Food and Drug Administration begins its review of data from studies of COVID-19 vaccines in children 6 months-4 years of age. FDA is expected to provide its recommendations this summer.

CDC recommends that all eligible adults, adolescents, and children 5 years and older be up to date on their COVID-19 vaccines. Being up-to-date includes getting all primary and booster shots at the right time. In March, CDC recommended an additional booster for people who are moderately or severely immunocompromised (weaker immune systems), all adults ages ≥50 years, and people who received Johnson & Johnson's Janssen COVID-19 vaccine for their first shot and booster. Review the table in the vaccine section for guidance and ask your provider to check if you are up-to-date.

Arizona Community Levels

Although community levels are low in Arizona, during the last month, the state reported approximately 2,600 cases and 35 deaths per week from COVID-19. In April, 89% of all COVID-19 cases in Arizona were the Omicron BA.2 sub-variant and 11% were the BA.1 sub-variant. COVID-19 vaccines continue to be the best protection against severe illness, including from the current variants. During the Omicron surge, people who were fully vaccinated and boosted were 7-times less likely to be hospitalized and 21-times less likely to die from COVID-19 compared to those who were unvaccinated.

Test and Treat

TONHC continues to offer rapid COVID-19 testing and treatment. Paxlovid (oral medication) and IV infusions of monoclonal antibodies and the antiviral Remdesivir are authorized for persons at high-risk for severe disease. FDA recently approved Remdesivir treatment for children 28 days and older at high risk. Your doctor or pharmacist can discuss possible precautions such as medication interactions and concerns for people with liver and kidney problems.

Mask Mandates

Although some jurisdictions have removed mask mandates, CDC continues to recommend wearing a mask in many indoor public areas, including public transportation. Masks protect against spreading COVID. When deciding when and where to wear a mask, keep in mind your own personal and family's health risks, the type of activity, how much COVID-19 transmission there is in the community, and any local laws. It's still a good idea to wear your mask while traveling or in crowded indoor areas. Wearing a mask in public indoor areas can help reduce individual risk and protect the most vulnerable in our communities.

COVID-19 Data – Tohono O’odham Nation

COVID-19 Case Data

	TON	Pima County	AZ
Total Pandemic Cases	3976	254,402	2,021,524
Number of cases in last 7 days	8	297	2,663
Incidence Rate last 7 days (cases/100,000 pop)	15	0 (<20 cases)	33
Percent Positivity last 7 days	7.9%	3.5%	<8%
Cumulative Incidence Rate (cases/100,000 pop)	20,628	24,352	28,120
Cumulative Deaths (% of total cases)	112 (3%)	3,815 (1%)	29,951(1%)
Cumulative Hospitalized (% of total cases)	321 (8%)	12,089 (3%)	109,443 (3%)

COVID-19 Cases 2020 – Present

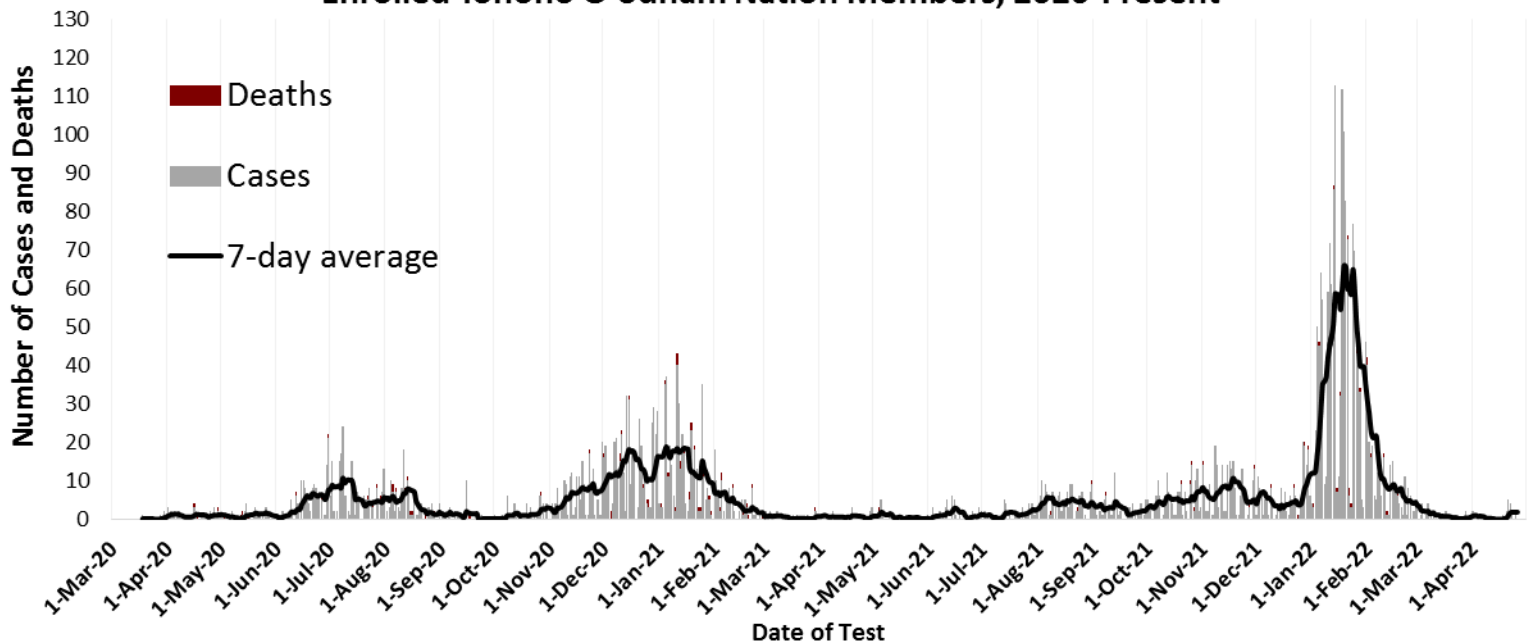
	Enrolled Member of Tohono O’odham Nation	Enrolled Member of Another Tribe or Other	Total
Residing within Boundaries of TON	2693	104	2797
Residing outside Boundaries of TON	1283	584	1867
Total*	3976	688	4664

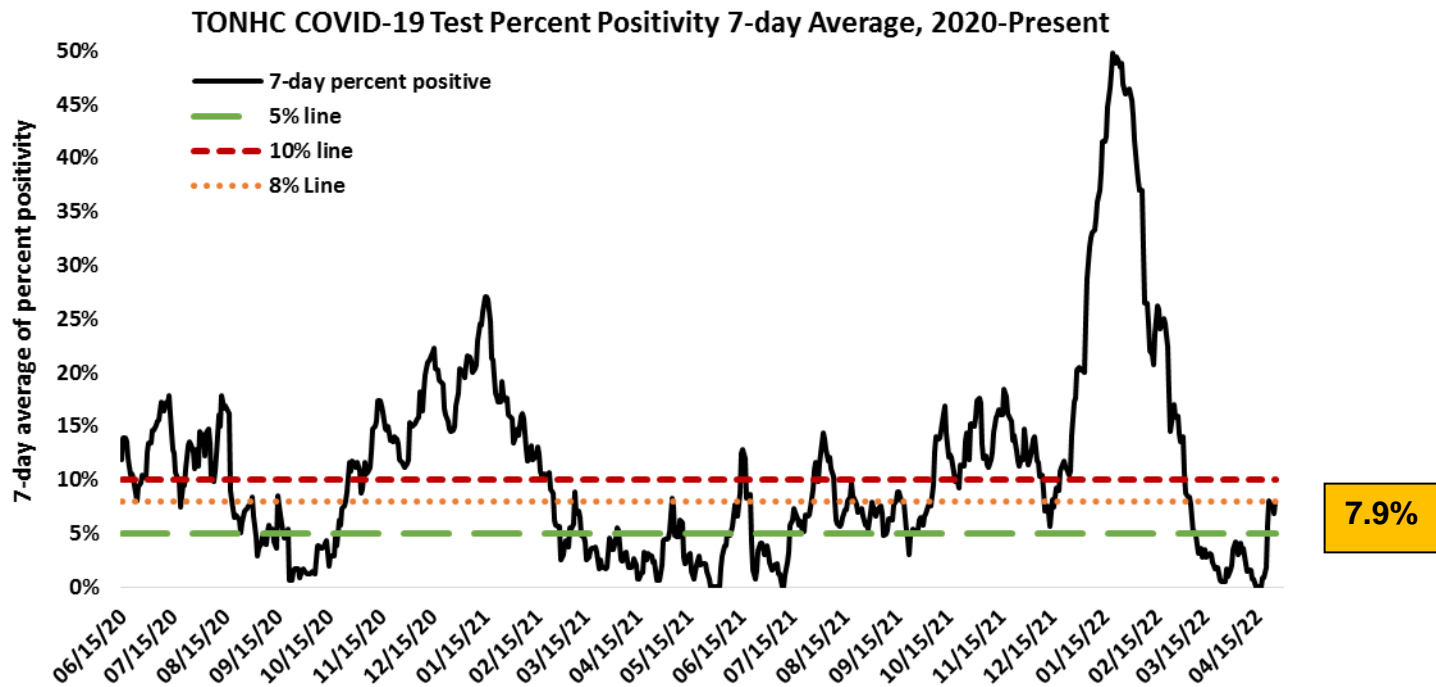
*Includes non-TON members tested at TONHC

**Total Pandemic Cases & Deaths include non-tribal community members

+Total includes cases of unknown residence

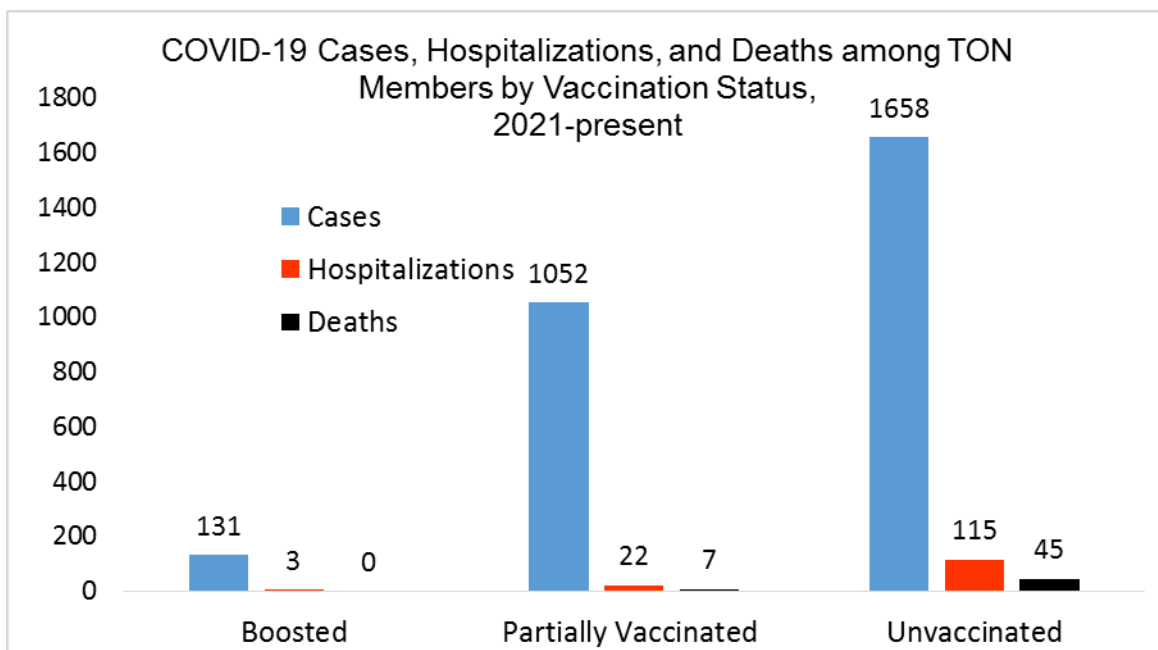
Confirmed COVID-19 Cases and Deaths by Date Among Enrolled Tohono O'odham Nation Members, 2020-Present





COVID-19 Vaccination Effectiveness

People who are up to date on vaccines have much lower risk of severe illness and death from COVID-19 compared with unvaccinated people.



TON COVID-19 Vaccination Program

COVID-19 Vaccine is available through TONHC to:

- TON members or other tribal members and TONHC patients
- Non-Native persons who work with or on the TON
- Non-Native persons who reside in a household with a tribal member or on the Nation

Appointments: Call TONHC clinics to make an appointment.

- Sells Hospital.....520-383-7209
- San Xavier Health Center...520-547-8140
- San Simon Health Center...520- 362-7078
- Locate a vaccination site anywhere the USA: www.vaccine.gov
Call 1-800-232-0233 (TTY 1-888-720-7489)

CDC currently recommends COVID-19 vaccination for:

- Children ages 5 years and older and all eligible adults
- Women who are pregnant, breastfeeding, trying to get pregnant, or might become pregnant in the future,
- Persons infected with COVID-19 once they recover and/or have completed isolation.

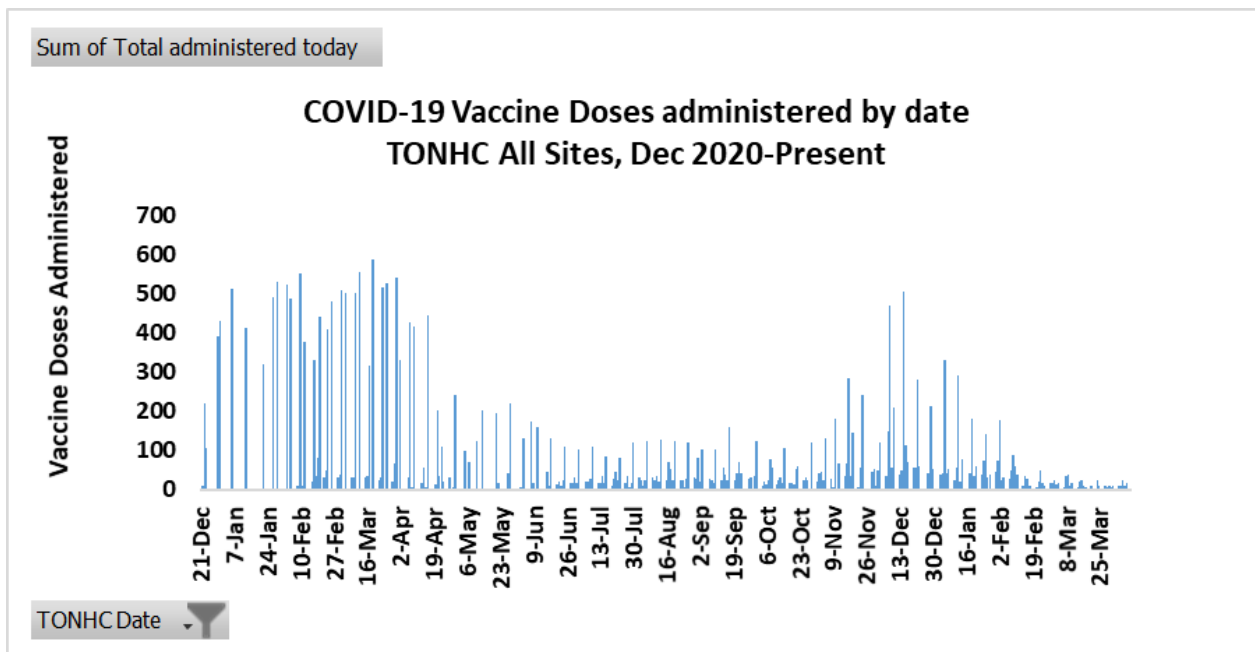
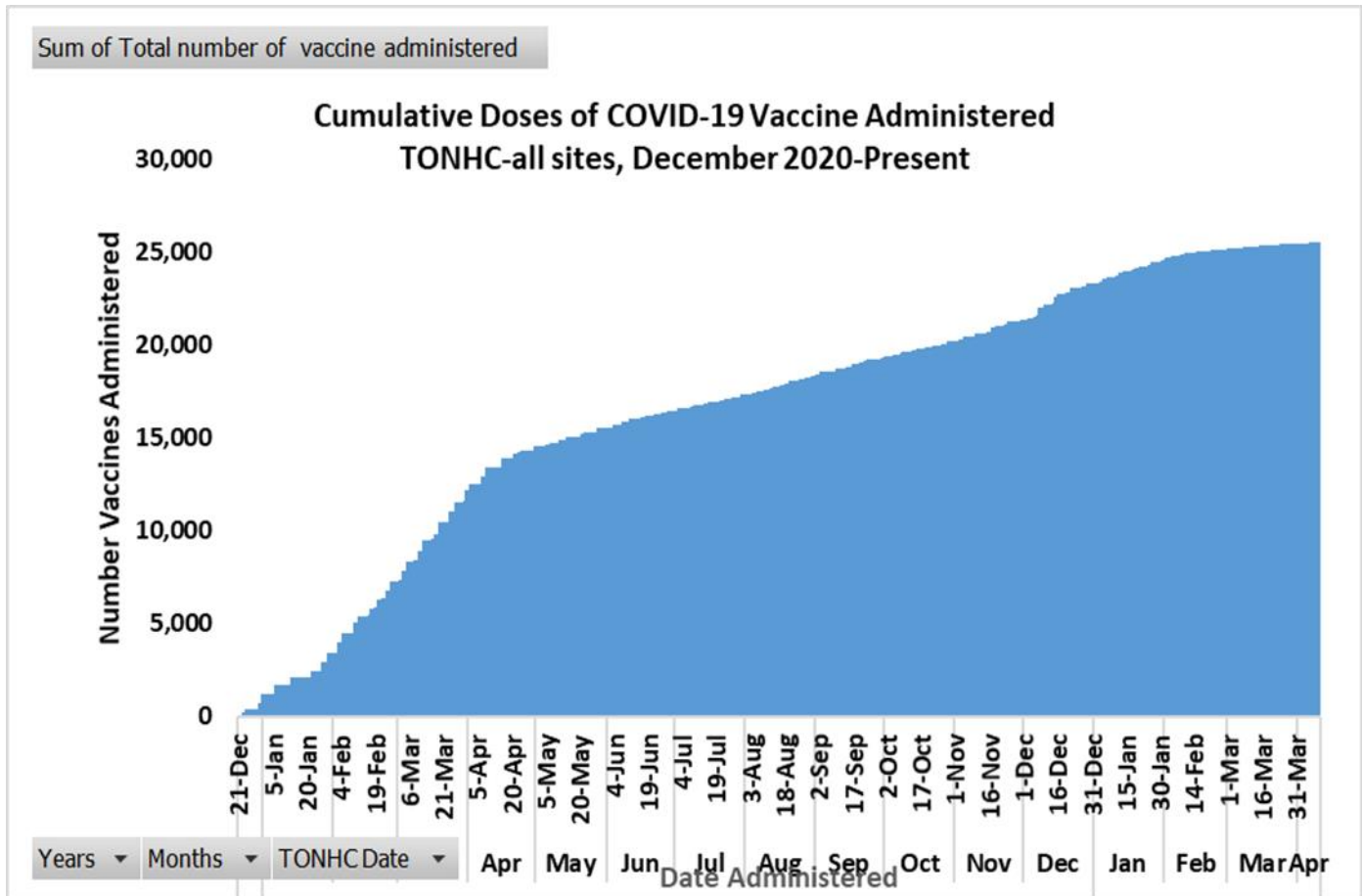
Boosters: COVID-19 boosters are recommended for ALL ADULTS and adolescents 12 years old and older.

NEW: A second booster is recommended for 1) people who received Johnson & Johnson's Janssen COVID-19 vaccine for their first shot and booster, adults ages 50 years and older, and 3) people who are moderately or severely immunocompromised.

COVID-19 Vaccinations, TONHC

TONHC began COVID-19 vaccination December 22, 2020. TONHC vaccinates through the health centers, community events, and partner agencies including Pima County, Tucson Indian Center, University of Arizona Premier Medical Group, Indian Health Service, and others. Data are retrieved from TONHC's Resource and Patient Management System (RPMS) and the Arizona State Immunization Information System (ASIIS). Vaccination data of TON members who received vaccinations through PIMC are also included. Some vaccinations obtained outside TONHC may be undercounted due to a data exchange disruption between RPMS-ASIIS and will be included as available. Due to these data retrieval issues, total numbers from different databases will not be equal.

	Date	28-Apr-22
Cumulative COVID-19 vaccines administered through TONHC		27,445
Doses associated with TONHC and recorded through ASIIS		26,444
	Dose 1	11,856
	Dose 2	10,272
	Dose 3	4,069
	Dose 4	211



COVID-19 Vaccination Schedule (Updated April 2022)

[Vaccines for COVID-19 | CDC](#)

Dose Volumes: Pfizer-Kids=0.2ml, All Pfizer-Adults doses=0.3ml, including boosters. Moderna doses 1, 2, 3 =0.5ml. All Moderna boosters = 0.25ml
"Mix or Match": CDC recommends using the same COVID-19 mRNA vaccine product (Pfizer or Moderna) when available, however, for persons 18y+, either vaccine product may be used in the same individual for 2nd, 3rd, or booster doses. For children ages 12-17, all doses including boosters, must be Pfizer.

Pfizer or Moderna COVID-19 Vaccine: People with Healthy Immune Systems (not immunocompromised)

Primary Series is 2 doses followed by 1 booster for ages 12-49y. Ages 50y and older get 2 primary doses + 2 boosters. (2nd booster is for healthy adults ≥50y)

Age (years)	Vaccine Type	Primary Series		Booster #1	Booster #2	Total number of doses
		1 st dose Start Timeline	2 nd dose interval			
0-4	Not available	No	No	No	No	0
5-11	Pfizer-Kids	1 st Dose	3 weeks	No	No	2
12-17	Pfizer-Adult	1 st Dose	3-8 weeks	≥ 5 months after 2nd dose	No	3
18-49	Pfizer-Adult	1 st Dose	3-8 weeks	≥ 5 months after 2nd dose	No	3
18-49	Moderna	1 st Dose	4-8 weeks	≥ 5 months after 2nd dose	No	3
50+	Pfizer-Adult	1 st Dose	3-8 weeks	≥ 5 months after 2nd dose	≥ 4 months after booster #1	4
50+	Moderna	1 st Dose	4-8 weeks	≥ 5 months after 2nd dose	≥ 4 months after booster #1	4

Pfizer or Moderna COVID-19 Vaccine: People with Weaker Immune Systems (moderate or severely immunocompromised).** See next page for list of conditions.

Primary series is 3 full doses, followed by 1 booster for ages 12-17y (4 doses). Adults 18y+ may get a 2nd booster for total 5 doses.

Age (years)	Vaccine Type	Primary Series			Booster #1	Booster #2	Total number of doses
		1 st dose Start Timeline	2 nd dose interval	3 rd dose interval			
0-4	Not available	No	No	No	No	No	0
5-11	Pfizer-Kids	1 st Dose	3 weeks	≥ 4 weeks after 2nd dose	No	No	3
12-17	Pfizer-Adult	1 st Dose	≥ 3 weeks	≥ 4 weeks after 2nd dose	≥ 3 months after 3rd dose	No	4 (only Pfizer)
18-49	Pfizer-Adult	1 st Dose	≥ 3 weeks	≥ 4 weeks after 2nd dose	≥ 3 months after 3rd dose	≥ 4 months after booster #1	4 or 5
18-49	Moderna	1 st Dose	≥ 4 weeks	≥ 4 weeks after 2nd dose	≥ 3 months after 3rd dose	≥ 4 months after booster #1	4 or 5
50+	Pfizer-Adult	1 st Dose	≥ 3 weeks	≥ 4 weeks after 2nd dose	≥ 3 months after 3rd dose	≥ 4 months after booster #1	4 or 5
50+	Moderna	1 st Dose	≥ 4 weeks	≥ 4 weeks after 2nd dose	≥ 3 months after 3rd dose	≥ 4 months after booster #1	4 or 5

Janssen COVID-19 Vaccine: Ages 18 years and older

All Janssen recipients need at least 2 doses and must have at least 1 of Moderna or Pfizer. Ages 50y+ and all immunocompromised persons should have additional doses.

	Primary Series		3 rd dose Must be either Pfizer or Moderna*	Booster	Total number of doses
	1 st dose	2 nd dose			
Not immunocompromised	Janssen	Janssen, ≥ 2 months after 1 st dose	≥ 2 mo. after 2 nd dose	No	3
	Janssen	Pfizer or Moderna, ≥ 2 months after 1 st dose	not recommended at this time	No	2
Age 50+	Janssen	Janssen, Pfizer, or Moderna, ≥ 2 months after 1 st dose	No	≥ 4 mo after 2 nd dose	3
Moderate or severely immunocompromised	Janssen	Janssen, 4 weeks after 1 st dose	≥ 4 mo. after 2 nd dose	≥ 4 mo. after 3 rd dose	3 or 4
	Janssen	Pfizer or Moderna, 4 weeks after 1 st dose	≥ 4 mo. after 2 nd dose	≥ 4 mo. after 3 rd dose	3 or 4

*Pfizer and Moderna are preferred. Janssen may be offered as a booster in some situations such as severe allergic reaction to mRNA vaccine.

**Special circumstances may include people who had bone marrow transplant, severe immune suppression and need to restart all series.

Who Is Moderately or Severely Immunocompromised?

People are considered to be moderately or severely immunocompromised (have a weakened immune system) due to several types of conditions and treatments. Examples include:

- Been receiving active cancer treatment for tumors or cancers of the blood
- Received an organ transplant and are taking medicine to suppress the immune system
- Received a stem cell transplant within the last 2 years or are taking medicine to suppress the immune system
- Moderate or severe primary immunodeficiency (such as DiGeorge syndrome, Wiskott-Aldrich syndrome)
- Advanced or untreated HIV infection
- Active treatment with high-dose corticosteroids or other drugs that may suppress their immune response

Talk with your healthcare provider about COVID-19 vaccination and your medical condition.

[COVID-19 Vaccines for Moderately or Severely Immunocompromised People | CDC](#)

TON COVID-19 Vaccination Update: April 14, 2022

Due to issues in obtaining accurate vaccination data, the information on this page has not been updated. Updated and accurate vaccination data will be included in the next situation report.

The following graphics show COVID-19 vaccination rates for persons who receive care through TONHC, and specifically among Tohono O'odham Nation Members. Data are retrieved from TONHC's Resource and Patient Management System (RPMS) and the Arizona State Immunization Information System (ASIIS). Vaccination data of TON members who received vaccinations through PIMC are also included. Some vaccinations obtained outside TONHC may be undercounted due to a data exchange disruption between RPMS-ASIIS and will be included when available.

COVID-19 Vaccinations	Completed COVID-19 Vaccine Series		At Least 1 COVID-19 Vaccine Administered		First Booster Dose Administered		Population
	Percent (%)	(n)	Percent (%)	(n)	Percent (%)	(n)	(n)
US Population 5 years & over***	70%		82%		48%		
American Indian/Alaska Native (TONHC/PIMC patients)	55%	12,355	62%	13,987	19%	4,268	22,598*
Tohono O'odham Nation Member	54%	9,796	59%	10,759	19%	3,538	18,169 †
Residing on TON	59%	6,313	65%	7,030	23%	2,494	10,747#

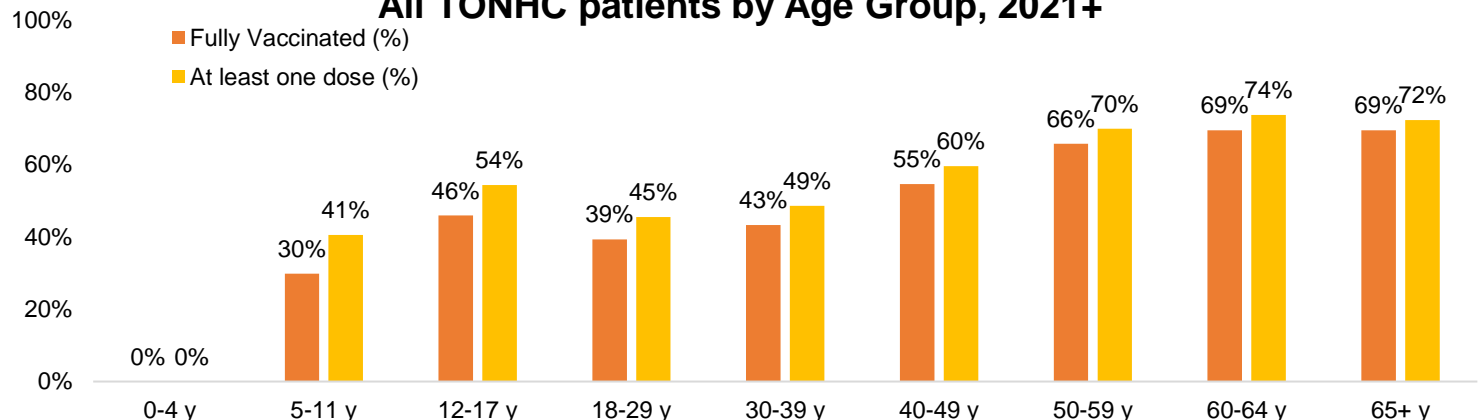
*American Indian/Alaska Native, vaccine eligible ages 5 years and older, at least 1 visit at TONHC in last 3 years, and TON members receiving vaccine through PIMC

†Enrolled TON member, vaccine eligible ages 5 years and older, at least one visit at TONHC in last 3 years, and TON members receiving vaccine through PIMC

#Enrolled TON members and non-members, vaccine eligible ages 5 years and older, at least one visit at TONHC in last 3 years, residing on TON, including TON members receiving vaccine through PIMC

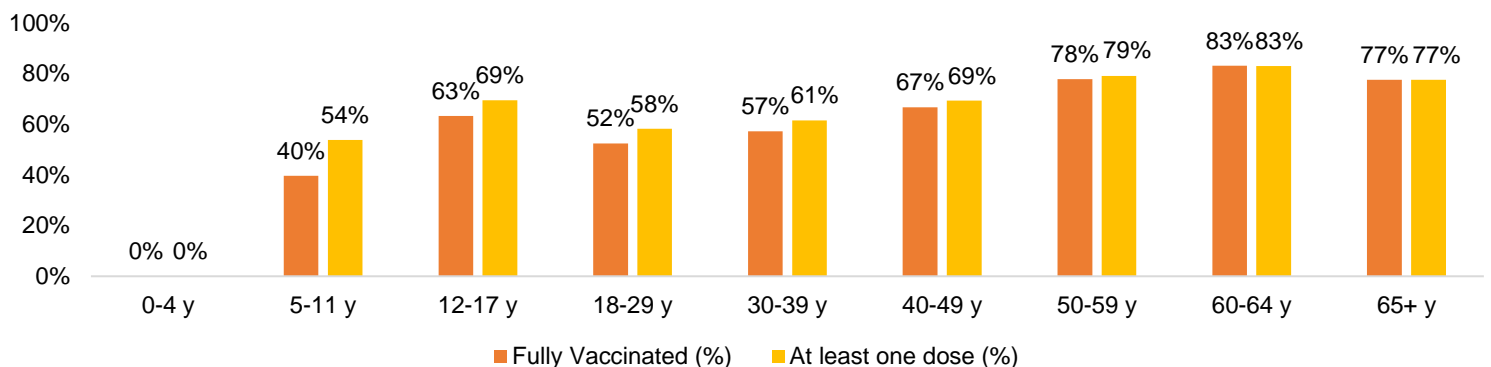
***CDC | Data as of: April 29, 2022 6:00am ET. Posted: Friday, April 29, 2022 2:41 PM ET

COVID-19 Vaccination Rates among All TONHC patients by Age Group, 2021+



*TONHC patients with at least one visit in the last 3 years, any tribal affiliation

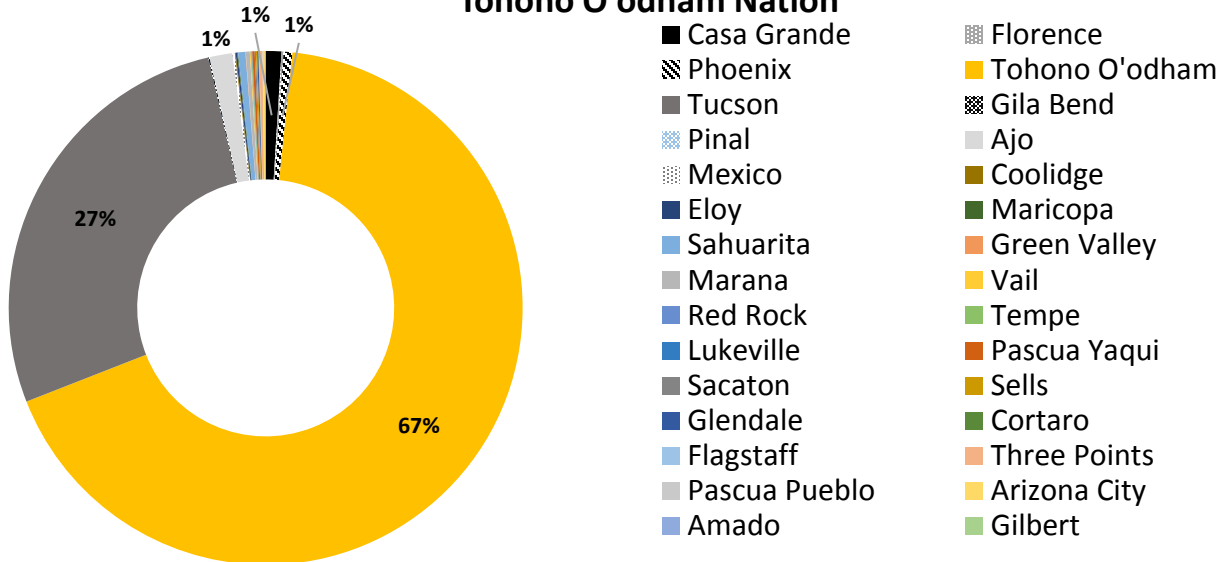
COVID-19 Vaccination Rates among TONHC Patients Living on the Reservation by Age Group



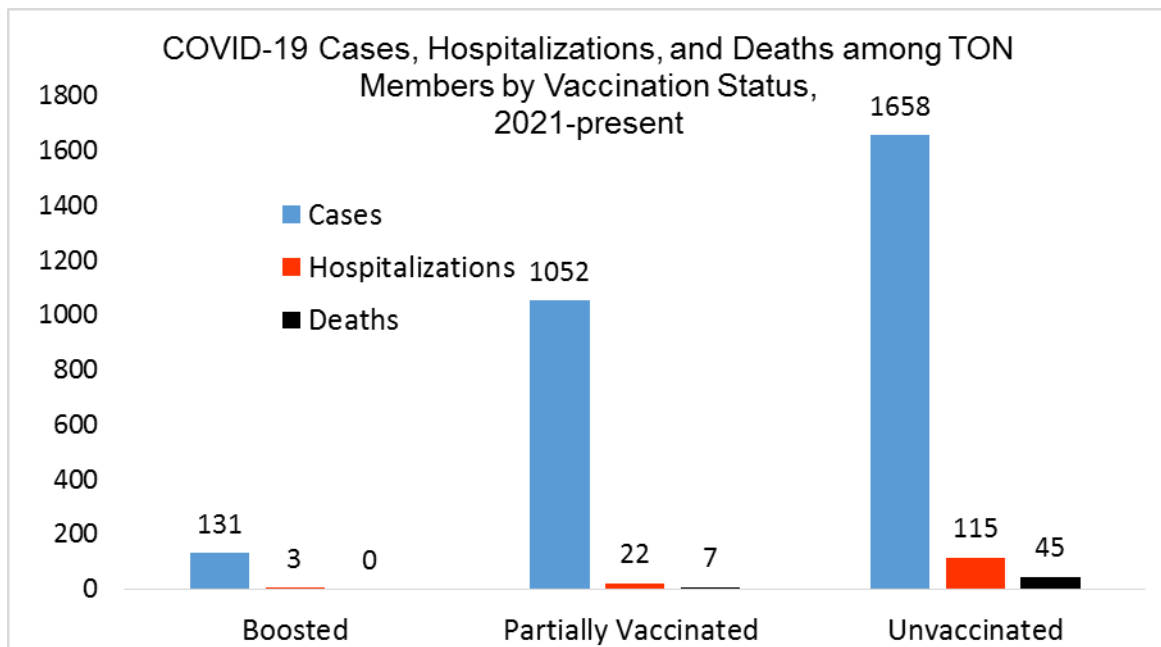
*TONHC patients with at least 1 visit in 3 years, residing on Tohono O'odham Nation, and members residing on TON vaccinated through PIMC

COVID-19 Data Summary

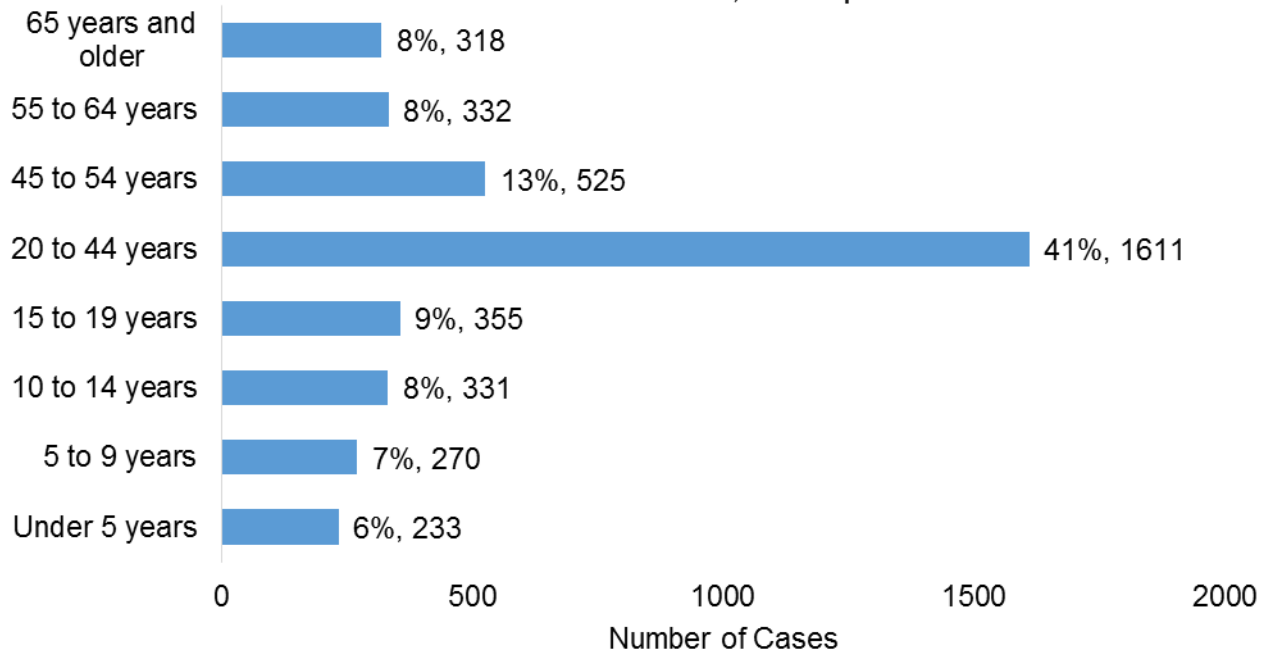
Region of Residence for COVID-19 Cases among Members of the Tohono O'odham Nation



Characteristics of COVID-19 cases among Tohono O'odham Members

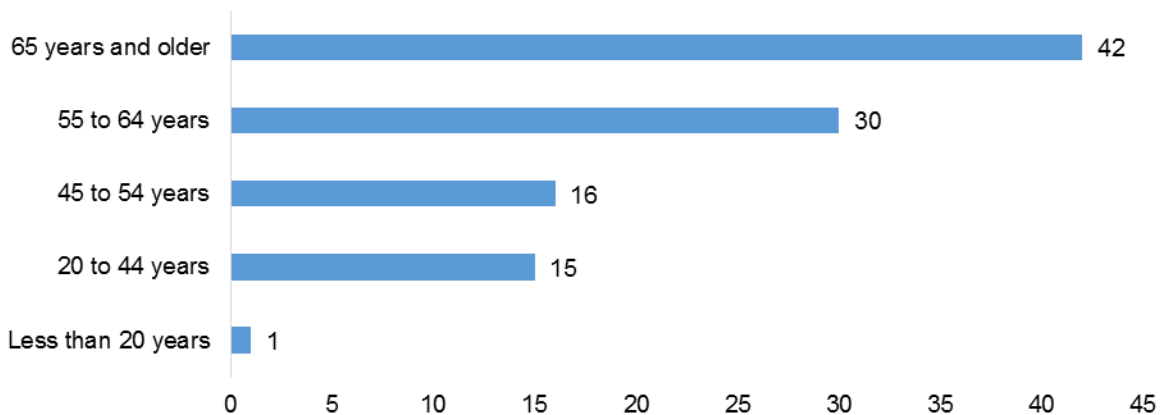


Age Distribution of COVID-19 Cases among Tohono O'odham Members, 2020-present



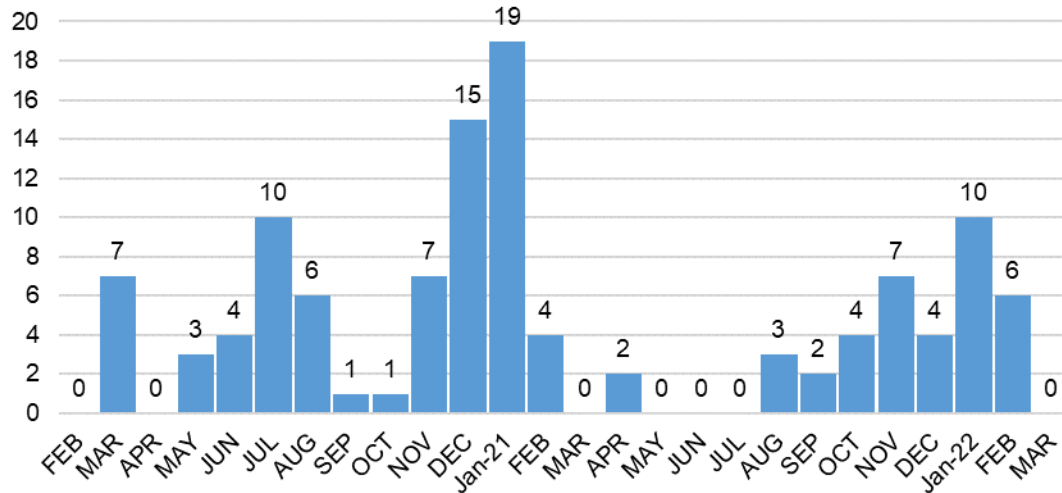
Median age of cases is 31 years (range 1 mo-102 years)

Deceased Covid-19 Cases by Age Group Tohono O'odham Nation Members, 2020-2021

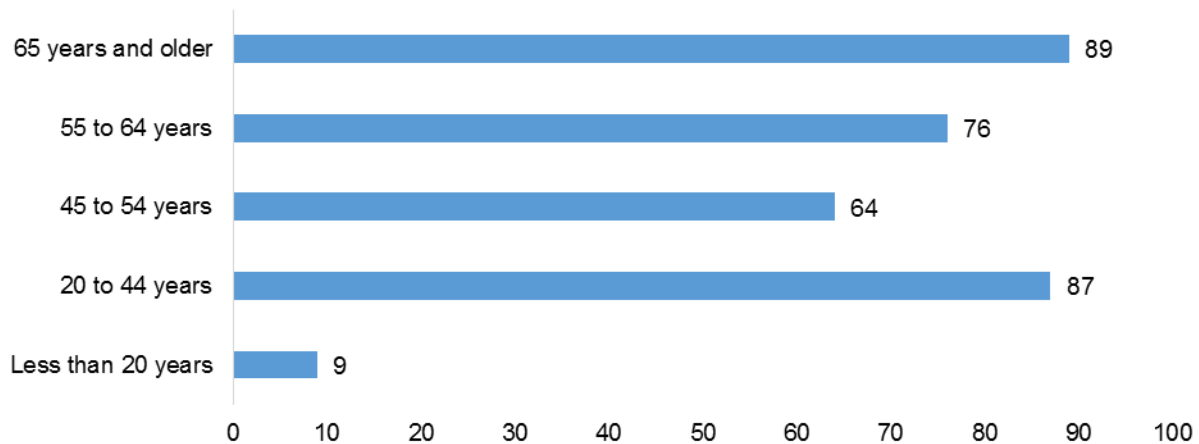


Median age of death is 61 years (range 14-100 years)

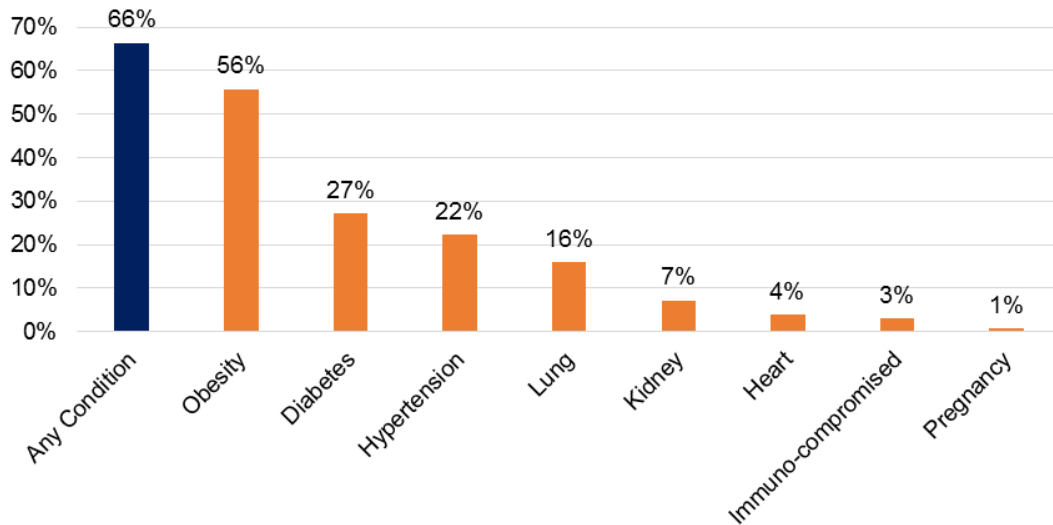
COVID-19 Deaths among TONHC Patients by month, 2020-present



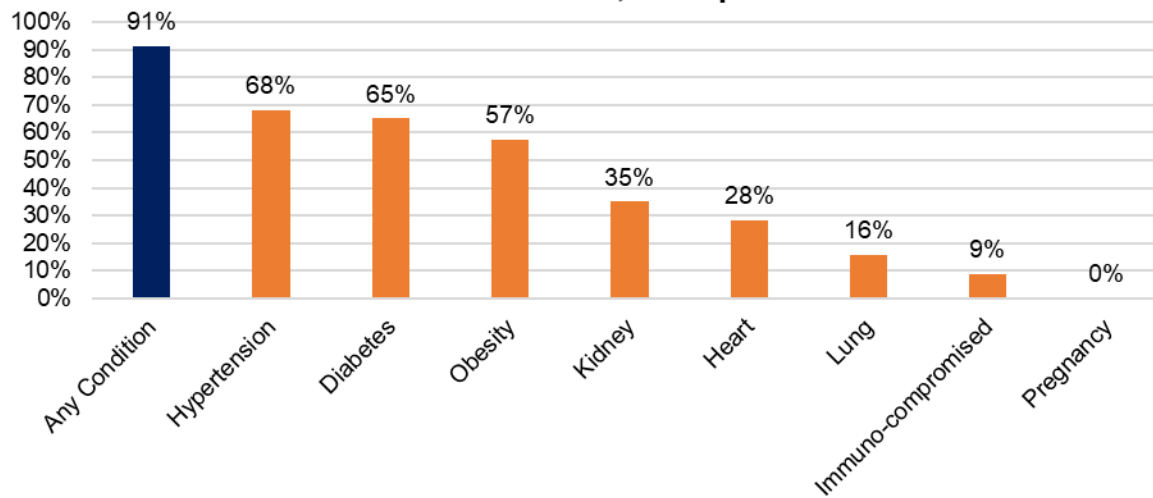
Hospitalized COVID-19 Cases by Age Group TON, 2020-present



Underlying Conditions of Cases with COVID-19 Among TON Members, 2020-present

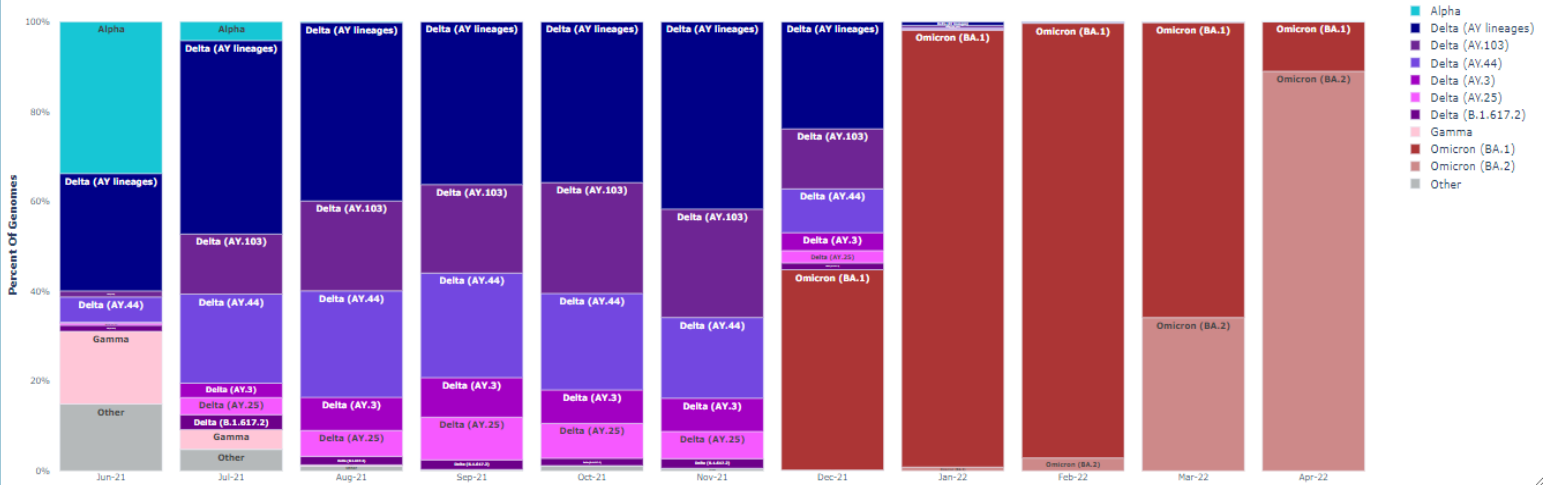


Underlying Conditions Among TON COVID-19 Deaths, 2020-present



COVID-19 Variants in Arizona

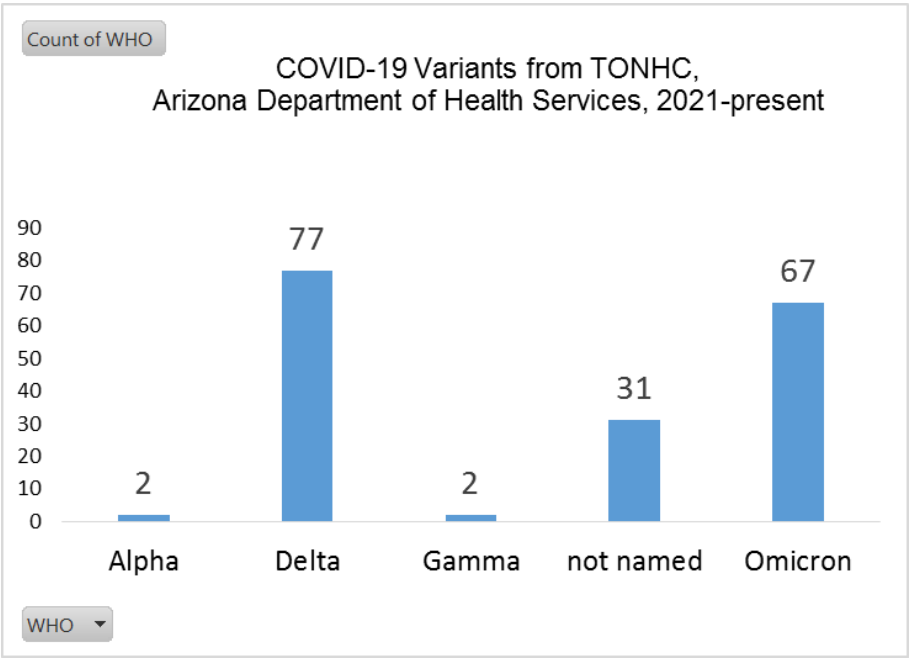
Variants in Arizona Genomes by Month



Several genomes have recently been identified as the BA.3 lineage per the most recent version of Pangolin. However, this lineage call appears to be inaccurate, and therefore these genomes do not appear in the dashboard. This issue may arise for future variant sub-lineages and is currently being monitored by our team.

April 2022, Arizona <https://pathogen.tgen.org/covidseq-tracker/>
 Omicron BA.2 subvariant 226 (88.9%) is currently dominant.

Omicron BA.1 subvariant 28 (11.0%)
 Other variant 0 (0%)
 Delta variant 0 (0%)



COVID-19 Laboratory Testing at TONHC

Total Covid-19 Tests Performed at TONHC through 4/27/2022	27,696
Total Tests Performed in Past 7 Days	116

Testing Available at TONHC

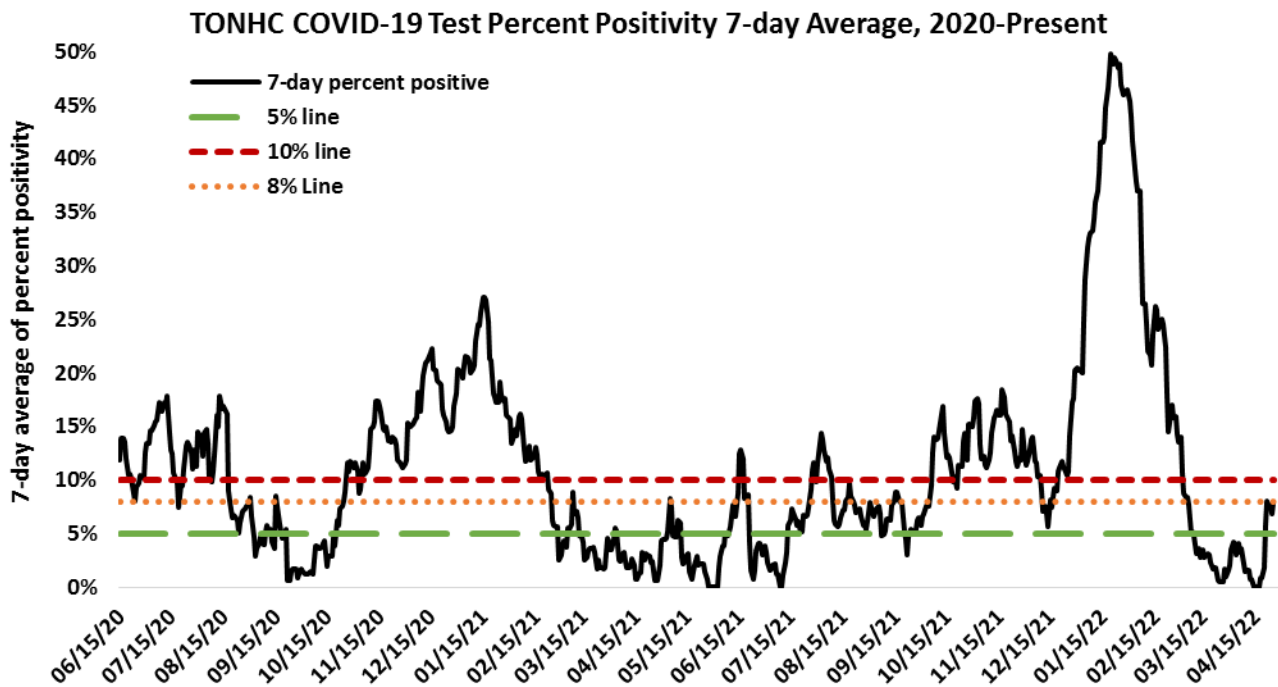
COVID-19 testing began at TONHC on March 23, 2020.

On-site same-day testing began on April 20, 2020 and expanded to same-day testing at San Xavier, Sells, and San Simon Health Centers.

TONHC uses three testing modalities: in-house Nucleic Acid Amplification (Abbott ID NOW) and PCR testing (testing for SARS CoV-2, Flu A, Flu B, and RSV using one swab (began Feb. 1, 2021).

Send-out PCR testing is also available through Sonora Quest.

After CDC recommended to not use serologic testing, effective 8/1/21, in-house antibody testing was discontinued,



Test Percent Positivity 4/27/2022: 7.9%

Sells Emergency Department

Door to transfer time, the amount of time it takes to transfer a patient to another facility for higher-level care from the time they entered the emergency department, has increased dramatically for Sells Emergency Department since August 2021 due to COVID-19. As higher-level care hospitals continue to see increased COVID-19 cases, Sells ED patients will continue seeing increased wait times.

Month	Door-to-Transfer time for Sells Hospital ED	Total Visits
June 2021	262 minutes	753
July 2021	292 minutes	742
August 2021	402 minutes	859
September 2021	531 minutes	833
October 2021	439 minutes	761
November 2021	533 minutes	807
December 2021	455 minutes	717

Sells Hospital uses the Arizona Surge Line for all COVID-19 transfers outside of TONHC. The Arizona Surge Line is a 24/7 toll-free statewide system activated 4/22/20 to keep hospitals and regions of Arizona from being overwhelmed by facilitating COVID-19 patient admission, transfer, and discharge to appropriate levels of care.

SELLS INPATIENT UNIT

To minimize possible exposure and conserve personal protective equipment, visitors are not allowed on the inpatient ward. Exceptions are for pediatric patients, patients in labor, and other special circumstances. In accordance with state enhanced surveillance advisory related to COVID-19, daily information is reported to Arizona State using EMResource.

Medical Bed Capacity through 4/27/2022	14
ICU	0
Negative Pressure Rooms	2 - inpatient ward, 1- Emergency Department
COVID-19 patients admitted to TONHC to date	3

COVID-19 Treatments through TONHC

	January 2022	February 2022	March 2022
Treatment	Persons Treated with mAb or antiviral medications by month		
Paxlovid	4	16	5
Sotrovimab	19	15	1
Remdesivir	1 (inpt tx for transfer)	0	0

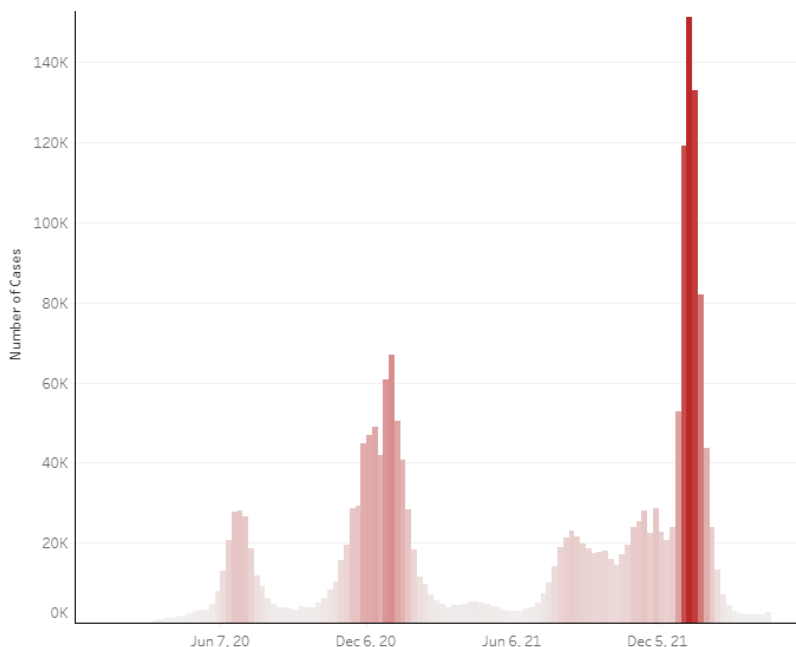
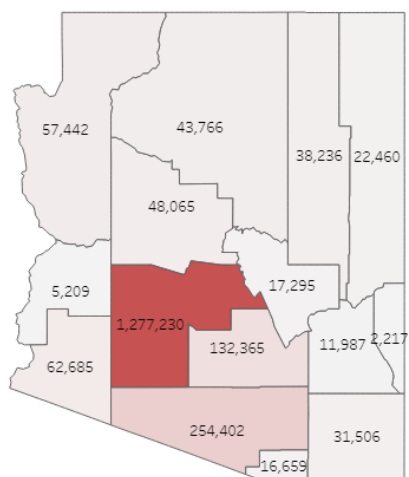
PUBLIC HEALTH NURSING – CONTACT TRACING

County and State Health Departments will assist TON with COVID-19 notifications

The current surge in COVID-19 cases is causing delays for health departments across the state to contact persons infected with COVID-19. During the surge, Pima and Pinal County Health Departments and the Arizona Department Health Services (ADHS) will assist the Tohono O'odham Nation to notify persons who test positive for COVID-19 and persons they might have had contact with. Please cooperate with the health departments if they contact you.

Arizona DATA

COVID-19 Cases by Week

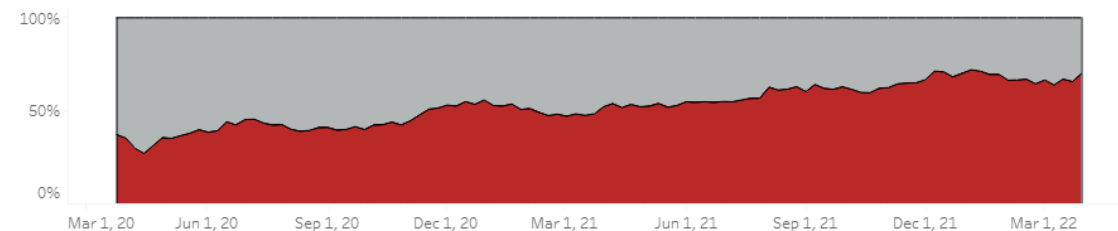


*Illnesses in the past week may not be reported yet

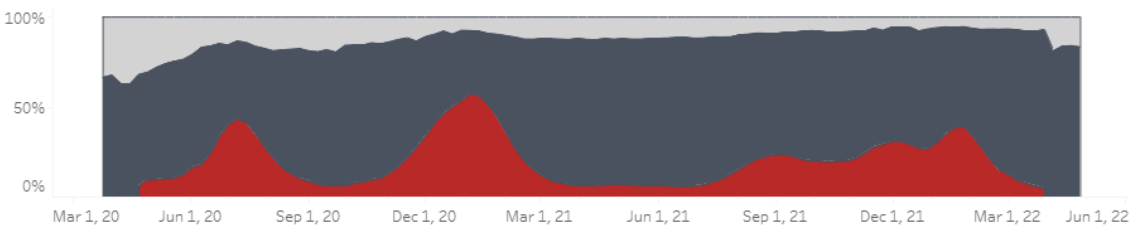
Data are updated on Wednesdays and include data through 4/23/2022.

Number of Emergency Department Beds Available and In Use at Arizona Hospitals

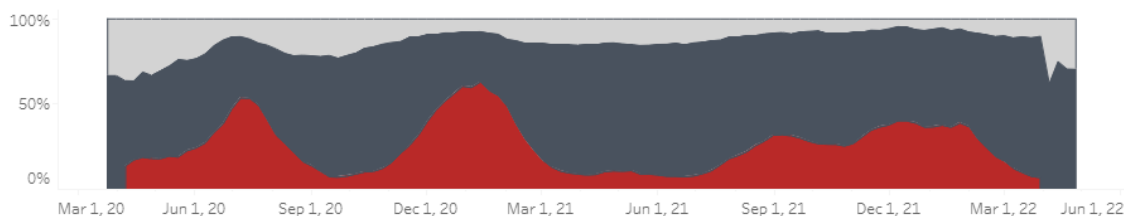
Note: Emergency Department Beds data will not be updated after 3/30/2022



Number of Inpatient Beds Available, In Use by non-COVID Patients, and In Use by COVID Patients (starting 4/10/20) at Arizona Hospitals



Number of Intensive Care Unit (ICU) Beds Available, In Use by non-COVID Patients, and In Use by COVID Patients (starting 4/10/20) at Arizona Hospitals



Data are updated on Wednesdays and include data through 4/19/2022.

APPENDIX

Confirmed COVID-19 Cases and Absolute Change among Enrolled Tohono O'odham Nation Members by Week, 2020-2022*

Week (2020-2021)	Cumulative COVID-19 Cases Among Enrolled Tohono O'odham Tribal	Absolute Change ^s in Cumulative Case Counts from
June 24, 2020 – June 30, 2020	208	
July 1, 2020 – July 2, 2020	265	57
July 8, 2020 – July 14, 2020	324	59
July 15, 2020 – July 21, 2020	349	25
July 22, 2020 – July 28, 2020	382	33
July 29, 2020 – August 4, 2020	421	39
August 5, 2020 – August 11, 2020	468	47
August 12, 2020 – August 18, 2020	501	33
August 19, 2020 – August 25, 2020	513	12
August 26, 2020 – September 1, 2020	523	10
September 2, 2020 – September 8, 2020	532	9
September 9, 2020 – September 15, 2020	546	14
September 16, 2020 – September 22, 2020	546	0
September 23, 2020 – September 29, 2020	547	1
September 30, 2020 – October 6, 2020	549	2
October 7, 2020 – October 13, 2020	560	11
October 14, 2020 – October 20, 2020	566	6
October 21, 2020 – October 27, 2020	584	18
October 28, 2020 – November 3, 2020	597	13
November 4, 2020 – November 10, 2020	637	40
November 11, 2020 – November 17, 2020	687	50
November 18, 2020 – November 24, 2020	744	57
November 25, 2020 – December 1, 2020	805	61
December 2, 2020 – December 8, 2020	890	85
December 9, 2020 – December 15, 2020	1017	127
December 16, 2020 – December 22, 2020	1109	92
December 23, 2020 – December 29, 2020	1191	82
December 30, 2020 – January 5, 2021	1322	131
January 6, 2021 – January 12, 2021	1444	122
January 13, 2021 – January 19, 2021	1530	86
January 20, 2021 – January 26, 2021	1624	94
January 27, 2021 – February 2, 2021	1671	47
February 3, 2021 – February 9, 2021	1705	34
February 10, 2021 – February 16, 2021	1728	23
February 17, 2021 – February 23, 2021	1746	18
February 24, 2021 – March 2, 2021	1752	6
March 3, 2021 – March 9, 2021	1758	6
March 10, 2021 – March 16, 2021	1759	1
March 17, 2021 – March 23, 2021	1761	2
March 24, 2021 – March 30, 2021	1763	2
March 31, 2021 – April 6, 2021	1764	1

April 7, 2021 – April 13, 2021	1766	2
April 14, 2021 – April 20, 2021	1770	4
April 21, 2021 – April 27, 2021	1772	2
April 28, 2021 – May 4, 2021	1780	8
May 5, 2021 – May 11, 2021	1789	9
May 12, 2021 – May 18, 2021	1790	1
May 19, 2021 – May 25, 2021	1793	3
May 26, 2021 – June 1, 2021	1794	1
June 2, 2021 – June 8, 2021	1800	6
June 9, 2021 – June 15, 2021	1818	18
June 16, 2021 – June 22, 2021	1820	2
June 23, 2021 – June 29, 2021	1823	3
June 30, 2021 – July 6, 2021	1825	2
July 7, 2021 – July 13, 2021	1832	7
July 14, 2021 – July 20, 2021	1839	7
July 21, 2021 – July 27, 2021	1850	11
July 28, 2021 – August 3, 2021	1876	26
August 4, 2021 – August 10, 2021	1897	21
August 11, 2021 – August 17, 2021	1925	28
August 18, 2021 – August 24, 2021	1950	25
August 25, 2021 – August 31, 2021	1976	26
September 1, 2021 – September 7, 2021	1990	14
September 8, 2021 – September 14, 2021	2009	19
September 15, 2021 – September 21, 2021	2013	4
September 22, 2021 – September 28, 2021	2026	13
September 29, 2021 – October 5, 2021	2041	15
October 6, 2021 – October 12, 2021	2078	37
October 13, 2021 – October 19, 2021	2106	28
October 20, 2021 – October 26, 2021	2146	40
October 27, 2021 – November 2, 2021	2196	50
November 3, 2021 – November 9, 2021	2241	45
November 10, 2021 – November 16, 2021	2291	50
November 17, 2021 – November 23, 2021	2343	52
November 24, 2021 – November 30, 2021	2375	32
December 1, 2021 – December 7, 2021	2410	35
December 8, 2021 – December 14, 2021	2428	18
December 15, 2021 – December 21, 2021	2450	22
December 22, 2021 – December 28, 2021	2495	45
December 29, 2021 – January 4, 2022	2590	95
January 5, 2022 – January 11, 2022	2843	253
January 12, 2022 – January 18, 2022	3212	369
January 19, 2022 – January 25, 2022	3559	347
January 26, 2022 – February 1, 2022	3754	195
February 2, 2022 – February 8, 2022	3829	75
February 9, 2022 – February 15, 2022	3885	56
February 16, 2022 – February 22, 2022	3921	36
February 23, 2022 – March 1, 2022	3943	22

March 2, 2022 – March 8, 2022	3951	8
March 9, 2022 – March 15, 2022	3957	6
March 16, 2022 – March 22, 2022	3960	3
March 23, 2022 – March 29, 2022	3960	0
March 30, 2022 – April 5, 2022	3965	5
April 6, 2022 – April 12, 2022	3966	2
April 13, 2022 – April 19, 2022	3967	1
April 20, 2022 – April 26, 2022	3976	9

*changes due to added cases

Confirmed COVID-19 Cases and Absolute Change among Persons Residing within the Tohono O'odham Nation by Week, 2020-2022*

Week (2020-2021)	Cumulative COVID-19 Cases Among Enrolled Tohono O'odham Tribal Members Residing within the Tohono O'odham Nation Boundary	Absolute Change^s in Cumulative Case Counts from Previous Week
June 24, 2020 – June 30, 2020	87	
July 1, 2020 – July 2, 2020	116	29
July 8, 2020 – July 14, 2020	163	47
July 15, 2020 – July 21, 2020	182	19
July 22, 2020 – July 28, 2020	204	22
July 29, 2020 – August 4, 2020	234	30
August 5, 2020 – August 11, 2020	272	38
August 12, 2020 – August 18, 2020	299	27
August 19, 2020 – August 25, 2020	309	10
August 26, 2020 – September 1, 2020	319	10
September 2, 2020 – September 8, 2020	326	7
September 9, 2020 – September 15, 2020	340	14
September 16, 2020 – September 22, 2020	340	0
September 23, 2020 – September 29, 2020	340	0
September 30, 2020 – October 6, 2020	341	1
October 7, 2020 – October 13, 2020	349	8
October 14, 2020 – October 20, 2020	352	3
October 21, 2020 – October 27, 2020	358	6
October 28, 2020 – November 3, 2020	369	11
November 4, 2020 – November 10, 2020	402	32
November 11, 2020 – November 17, 2020	437	35
November 18, 2020 – November 24, 2020	485	48
November 25, 2020 – December 1, 2020	528	43
December 2, 2020 – December 8, 2020	589	61
December 9, 2020 – December 15, 2020	685	96
December 16, 2020 – December 22, 2020	747	62
December 23, 2020 – December 29, 2020	796	49
December 30, 2020 – January 5, 2021	884	88

TONHC Situation Update 04/27/2022

Wear a mask, physically distance, and wash your hands to protect Tohono O'odham Nation

January 6, 2021 – January 12, 2021	969	85
January 13, 2021 – January 19, 2021	1031	62
January 20, 2021 – January 26, 2021	1106	75
January 27, 2021 – February 2, 2021	1137	31
February 3, 2021 – February 9, 2021	1166	29
February 10, 2021 - February 16, 2021	1179	13
February 17, 2021 – February 23, 2021	1191	12
February 24, 2021 – March 2, 2021	1195	4
March 3, 2021 – March 9, 2021	1199	4
March 10, 2021 – March 16, 2021	1200	1
March 17, 2021 – March 23, 2021	1202	2
March 24, 2021 – March 30, 2021	1204	2
March 31, 2021 – April 6, 2021	1204	0
April 7, 2021 – April 13, 2021	1204	0
April 14, 2021 – April 20, 2021	1207	3
April 21, 2021 - April 27, 2021	1207	0
April 28, 2021 – May 4, 2021	1211	4
May 5, 2021 – May 11, 2021	1220	9
May 12, 2021 – May 18, 2021	1221	1
May 19, 2021 – May 25, 2021	1223	2
May 26, 2021 – June 1, 2021	1224	1
June 2, 2021 – June 8, 2021	1228	4
June 9, 2021 – June 15, 2021	1244	16
June 16, 2021 – June 22, 2021	1245	1
June 23, 2021 – June 29, 2021	1246	1
June 30, 2021 – July 6, 2021	1247	1
July 7, 2021 – July 13, 2021	1253	6
July 14, 2021 – July 20, 2021	1258	5
July 21, 2021 – July 27, 2021	1263	5
July 28, 2021 – August 3, 2021	1282	19
August 4, 2021 – August 10, 2021	1294	12
August 11, 2021 – August 17, 2021	1312	18
August 18, 2021 – August 24, 2021	1324	12
August 25, 2021 – August 31, 2021	1339	15
September 1, 2021 – September 7, 2021	1344	5
September 8, 2021 – September 14, 2021	1353	9
September 15, 2021 – September 21, 2021	1355	2
September 22, 2021 – September 28, 2021	1363	8
September 29, 2021 – October 5, 2021	1370	7
October 6, 2021 – October 12, 2021	1396	25
October 13, 2021 – October 19, 2021	1410	14
October 21, 2021 – October 26, 2021	1438	28
October 27, 2021 – November 2, 2021	1467	29
November 3, 2021 – November 9, 2021	1490	23
November 10, 2021 – November 16, 2021	1522	32
November 17, 2021 – November 23, 2021	1548	26

November 24, 2021 – November 30, 2021	1559	11
December 1, 2021 – December 7, 2021	1576	17
December 8, 2021 – December 14, 2021	1590	14
December 15, 2021 – December 21, 2021	1611	21
December 22, 2021 – December 28, 2021	1636	25
December 29, 2021 – January 4, 2022	1705	69
January 5, 2022 – January 11, 2022	1888	183
January 12, 2022 – January 18, 2022	2168	280
January 19, 2022 – January 25, 2022	2424	256
January 26, 2022 – February 1, 2022	2566	142
February 2, 2022 – February 8, 2022	2624	58
February 9, 2022 – February 15, 2022	2671	47
February 16, 2022 – February 22, 2022	2698	27
February 23, 2022 – March 1, 2022	2716	18
March 2, 2022 – March 8, 2022	2721	5
March 9, 2022 – March 15, 2022	2723	2
March 16, 2022 – March 22, 2022	2724	1
March 23, 2022 – March 29, 2022	2724	0
March 30, 2022 – April 5, 2022	2727	3
April 6, 2022 – April 12, 2022	2727	0
April 13, 2022 – April 19, 2022	2728	1
April 20, 2022 – April 26, 2022	2738	10

*Changes due to added cases and reclassification of residence as of 9/1/2021

TONHC COVID-19 Positive Test Results and Absolute Change by Week, 2020-2022

Week (2020-2021)	TONHC Cumulative Positive COVID-19 Test Results	Absolute Change [†] in Positive Test Results from Previous Week
June 24, 2020 – June 30, 2020	153	
July 1, 2020 – July 2, 2020	202	49
July 8, 2020 – July 14, 2020	251	49
July 15, 2020 – July 21, 2020	278	27
July 22, 2020 – July 28, 2020	302	24
July 29, 2020 – August 4, 2020	342	40
August 5, 2020 – August 11, 2020	382	40
August 12, 2020 – August 18, 2020	403	21
August 19, 2020 – August 25, 2020	416	13
August 26, 2020 – September 1, 2020	426	10
September 2, 2020 – September 8, 2020	431	5
September 9, 2020 – September 15, 2020	444	13
September 16, 2020 – September 22, 2020	445	1
September 23, 2020 – September 29, 2020	447	2
September 30, 2020 – October 6, 2020	449	2
October 7, 2020 – October 13, 2020	457	8
October 14, 2020 – October 20, 2020	464	7
October 21, 2020 – October 27, 2020	487	23
October 28, 2020 – November 3, 2020	505	18
November 4, 2020 – November 10, 2020	549	44

November 11, 2020 – November 17, 2020	604	55
November 18, 2020 – November 24, 2020	667	63
November 25, 2020 – December 1, 2020	725	58
December 2, 2020 – December 8, 2020	824	99
December 9, 2020 – December 15, 2020	962	138
December 16, 2020 – December 22, 2020	1066	104
December 23, 2020 – December 29, 2020	1148	82
December 30, 2020 – January 5, 2021	1276	128
January 6, 2021 – January 12, 2021	1409	133
January 13, 2021 – January 19, 2021	1497	88
January 20, 2021 – January 26, 2021	1584	87
January 27, 2021 – February 2, 2021	1630	46
February 3, 2021 – February 9, 2021	1664	34
February 10, 2021 - February 16, 2021	1689	25
February 17, 2021 – February 23, 2021	1706	17
February 24, 2021 – March 2, 2021	1711	5
March 3, 2021 – March 9, 2021	1723	12
March 10, 2021 – March 16, 2021	1729	6
March 17, 2021 – March 23, 2021	1731	2
March 24, 2021 – March 30, 2021	1736	5
March 31, 2021 – April 6, 2021	1739	3
April 7, 2021 – April 13, 2021	1743	4
April 14, 2021 – April 20, 2021	1747	4
April 21, 2021 - April 27, 2021	1748	1
April 28, 2021 – May 4, 2021	1755	7
May 5, 2021 – May 11, 2021	1764	9
May 12, 2021 – May 18, 2021	1765	1
May 19, 2021 – May 25, 2021	1768	3
May 26, 2021 – June 1, 2021	1768	0
June 2, 2021 – June 8, 2021	1774	6
June 9, 2021 – June 15, 2021	1792	18
June 16, 2021 – June 22, 2021	1794	2
June 23, 2021 – June 29, 2021	1798	4
June 30, 2021 – July 6, 2021	1800	2
July 7, 2021 – July 13, 2021	1803	3
July 14, 2021 – July 20, 2021	1810	7
July 21, 2021 – July 27, 2021	1823	13
July 28, 2021 – August 3, 2021	1853	30
August 4, 2021 – August 10, 2021	1878	25
August 11, 2021 – August 17, 2021	1906	28
August 18, 2021 – August 24, 2021	1932	26
August 25, 2021 – August 31, 2021	1965	33
September 1, 2021 – September 7, 2021	1978	13
September 8, 2021 – September 14, 2021	1996	18
September 15, 2021 – September 21, 2021	2005	9
September 22, 2021 – September 28, 2021	2019	14
September 29, 2021 – October 5, 2021	2035	16

October 6, 2021 – October 12, 2021	2075	40
October 13, 2021 – October 19, 2021	2102	27
October 21, 2021 – October 26, 2021	2141	39
October 27, 2021 – November 2, 2021	2183	42
November 3, 2021 – November 9, 2021	2236	53
November 10, 2021 – November 16, 2021	2285	50
November 17, 2021 – November 23, 2021	2333	48
November 24, 2021 – November 30, 2021	2369	36
December 1, 2021 – December 7, 2021	2405	36
December 8, 2021 – December 14, 2021	2422	17
December 15, 2021 – December 21, 2021	2452	30
December 22, 2021 – December 28, 2021	2505	53
December 29, 2021 – January 4, 2022	2613	108
January 5, 2022 – January 11, 2022	2927	314
January 12, 2022 – January 18, 2022	3349	422
January 19, 2022 – January 25, 2022	3777	428
January 26, 2022 – February 1, 2022	3986	209
February 2, 2022 – February 8, 2022	4075	89
February 9, 2022 – February 15, 2022	4134	59
February 16, 2022 – February 22, 2022	4168	34
February 23, 2022 – March 1, 2022	4193	25
March 2, 2022 – March 8, 2022	4203	10
March 9, 2022 – March 15, 2022	4209	6
March 16, 2022 – March 22, 2022	4212	3
March 23, 2022 – March 29, 2022	4214	2
March 30, 2022 – April 5, 2022	4220	6
April 6, 2022 – April 12, 2022	4221	1
April 13, 2022 – April 19, 2022	4222	1
April 20, 2022 – April 26, 2022	4232	10