



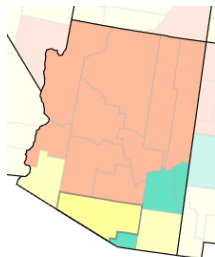
Tohono O'odham Nation Health Care (TONHC)

COVID-19 Situation Update: June 30, 2022

T-Ñukuda Ha'icu Cihañig

Information is recent as of June 30, 2022 at 7:00 and may change as more data is available.
TONHC will distribute the COVID-19 Situation Update once monthly.

COVID-19 Community Level = MEDIUM



COVID-19 Community Level [CDC COVID Data Tracker: County View](#)

CDC's determines the COVID-19 Community Level by county analyzing three metrics.

1. COVID-19 Rate=Number of new COVID-19 cases in the past 7 days/county population x 100,000.
2. Hospitalized Cases: Total new patients with COVID-19 in the past 7 days/county population x 100,000.
3. Percent of hospitalized persons with COVID-19/total persons hospitalized in the county (7-day average).

TONHC will follow Pima County's risk level for community level awareness.

Low

Medium

High

COVID-19 vaccines for kids 6 months and older and for all adults now available at TONHC

NEW: On June 17, 2022, the Food and Drug Administration authorized and the CDC made the recommendation for COVID-19 vaccines for children ages 6 months-4 years old. Now, all children aged 6 months and older may receive COVID-19 vaccine. Since the pandemic started, over 2 million US children have been infected with COVID-19 and approximately 1100 children died from COVID-19; this is more cases and deaths than occurred from all other vaccine-preventable diseases, combined. TONHC offers COVID-19 vaccines to children 6 months-4 years old during clinic visits and by appointment.

CDC recommends that all persons 6 months and older be up-to-date on their COVID-19 vaccines. Most people will receive two primary shots and one booster. Some groups benefit from extra protection and should get additional boosters. These groups include persons with weaker immune systems, all adults ages ≥50 years, and people who received only the Janssen vaccine. Ask your provider to see which booster you should get and when. CDC reported that during the winter Omicron surge, people who were boosted were 21 times less likely to die from COVID-19 compared to those who were unvaccinated, and 7 times less likely to be hospitalized. The FDA recommended that future boosters contain protection against new variants. Vaccine manufacturers will likely prepare vaccines with the new variants this fall.

Check if you need a COVID-19 booster using the CDC website: [COVID-19 Vaccine Boosters | CDC](#)

Arizona and Tohono O'odham Nation Community Levels

COVID-19 cases are rising again in the US, Arizona, and on the Tohono O'odham Nation. TONHC is currently identifying ~9 cases/day with a test positivity rate of 29.6%: almost 1 of 3 people who get tested are positive. Check the www.cdc.gov website to see the Community Level and guidance for your location. CDC continues to recommend wearing a mask in many indoor public areas, including public transportation. Masks protect against spreading COVID. When deciding whether to wear a mask, keep in mind any local laws, your own personal and family's health risks, the activity, and how much COVID-19 transmission is in the community. It's a good idea to wear your mask while traveling or in crowded indoor areas.

Test and Treat

TONHC continues to offer rapid COVID-19 testing and treatment. Paxlovid (oral medication) and IV infusions with monoclonal antibodies or the antiviral Remdesivir are authorized for persons at high-risk for severe disease. If you test positive, ask your doctor or pharmacist if you should consider treatment for COVID-19.

COVID-19 Data – Tohono O'odham Nation Health Care

COVID-19 Case Data

	TON	Pima County	AZ
Number of cases in last 7 days	62	2,263	16,514
Number of tests in the last 7 days	216	10,864	87,763
% Positivity last 7 days	29.6%	27.6%	25% across the state
Incidence Rate last 7 days (cases/100,000 pop)	253	216	227
Deaths last 7 days	0	<10	63
New hospitalizations last 7 days	0	63 (7-day moving average)	68 (7-day moving average)
Total Pandemic Cases	4190	269,928	2,125,567
Cumulative Incidence Rate (cases/100,000 pop)	21,877	25,839	29,567
Cumulative Deaths (% of total cases)	111 (3%)	3,884 (1%)	30,515 (1%)
Cumulative Hospitalized (% of total cases)	327 (8%)	12,392 (5%)	111,903 (5%)

COVID-19 Cases 2020 – Present

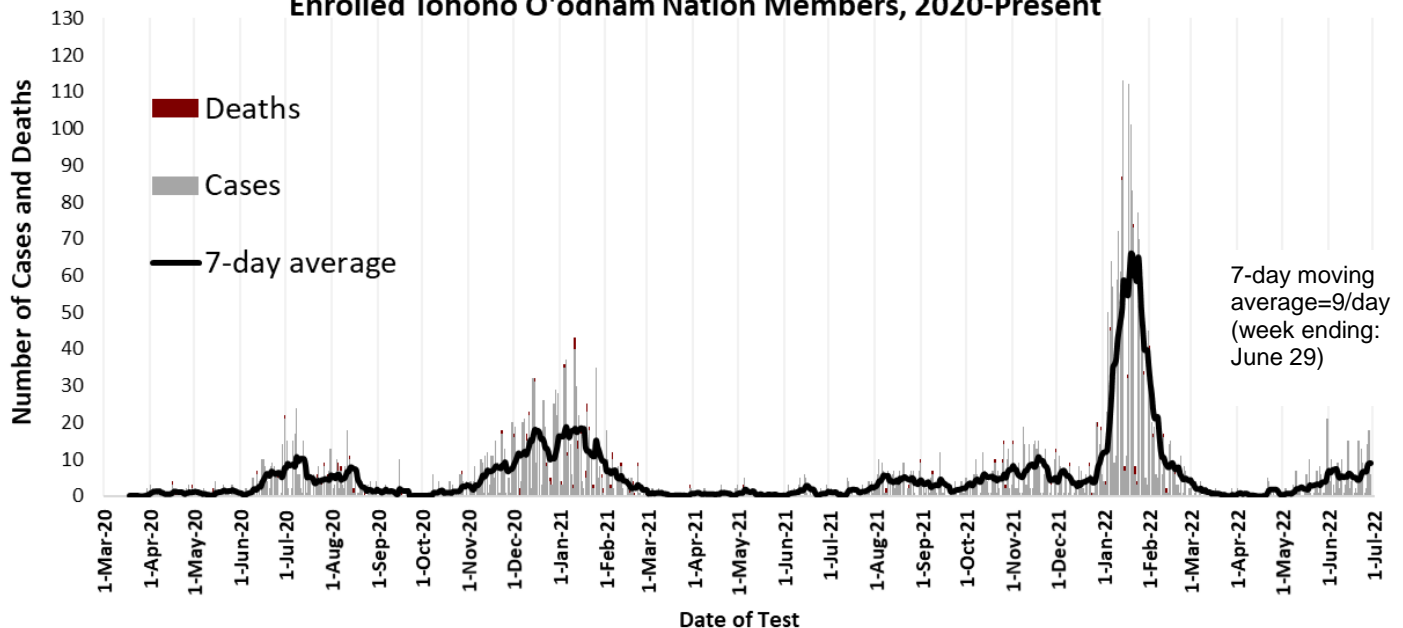
	Enrolled Member of Tohono O'odham Nation	Enrolled Member of Another Tribe or Other	Total
Residing within Boundaries of TON	2856	109	2965
Residing outside Boundaries of TON	1334	642	1976
Total*	4190	751	4941

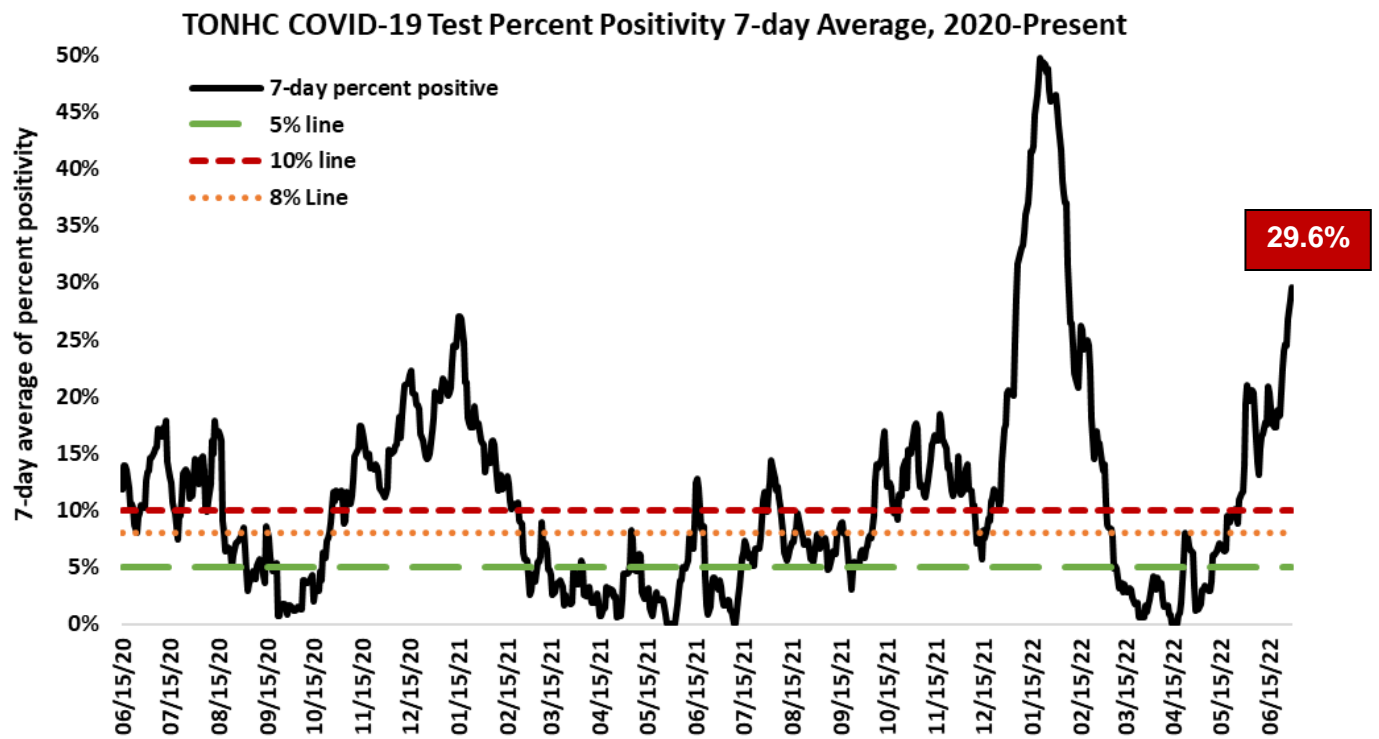
*Includes non-TON members tested at TONHC

**Total Pandemic Cases & Deaths include non-tribal community members

+Total includes cases of unknown residence

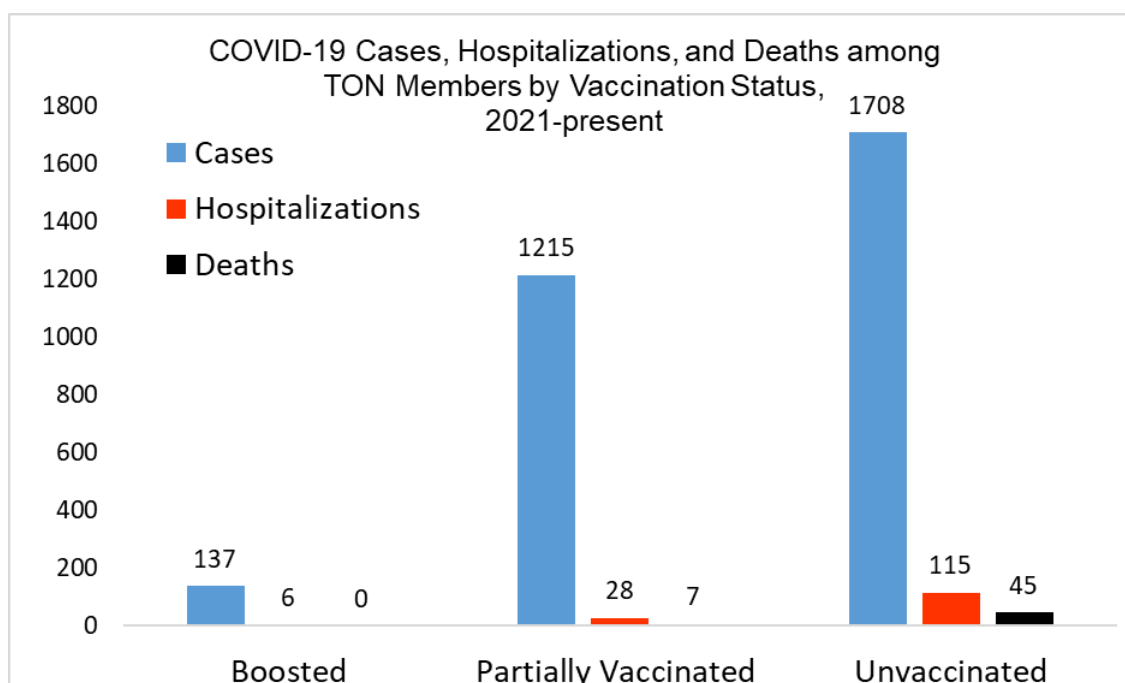
Confirmed COVID-19 Cases and Deaths by Date Among Enrolled Tohono O'odham Nation Members, 2020-Present





COVID-19 Vaccination Effectiveness

People who are up to date on vaccines have much lower risk of severe illness and death from COVID-19 compared with unvaccinated people



TON COVID-19 Vaccination Program

COVID-19 Vaccine is available through TONHC to:

- TON members or other tribal members and TONHC patients
- Non-Native persons who work with or on the TON
- Non-Native persons who reside in a household with a tribal member or on the Nation

Appointments: Call TONHC clinics to make an appointment.

- Sells Hospital.....520-383-7209
- San Xavier Health Center...520-547-8140
- San Simon Health Center...520- 362-7078
- Locate a vaccination site anywhere the USA: www.vaccine.gov
Call 1-800-232-0233 (TTY 1-888-720-7489)

CDC currently recommends COVID-19 vaccination for:

- **NEW: Children ages 6 months and older** and all eligible adults
- Women who are pregnant, breastfeeding, trying to get pregnant, or might become pregnant in the future,
- Persons infected with COVID-19 once they recover and/or have completed isolation.

Boosters: COVID-19 boosters are recommended for ALL ADULTS and children 5 years old and older.

Additional boosters are recommended for some groups:

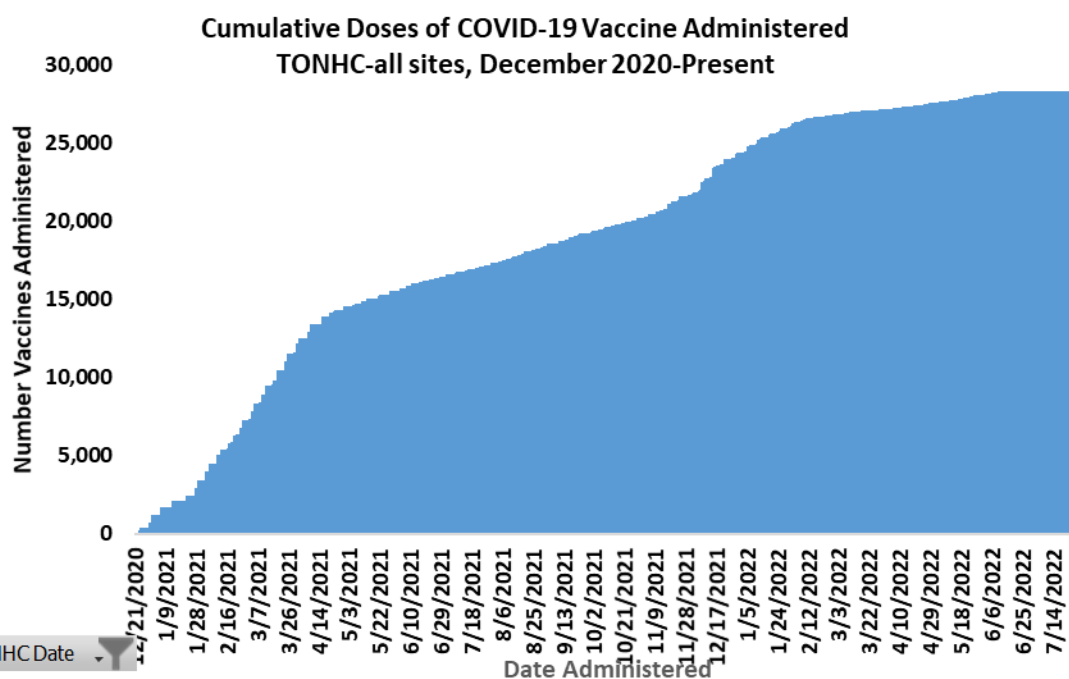
- People who are have weaker immune systems
- Adults ages 50 years and older
- People who received Johnson & Johnson's (Janssen) COVID-19 vaccine for their first shot and booster should get at least one Moderna or Pfizer vaccine dose.

COVID-19 Vaccinations, TONHC

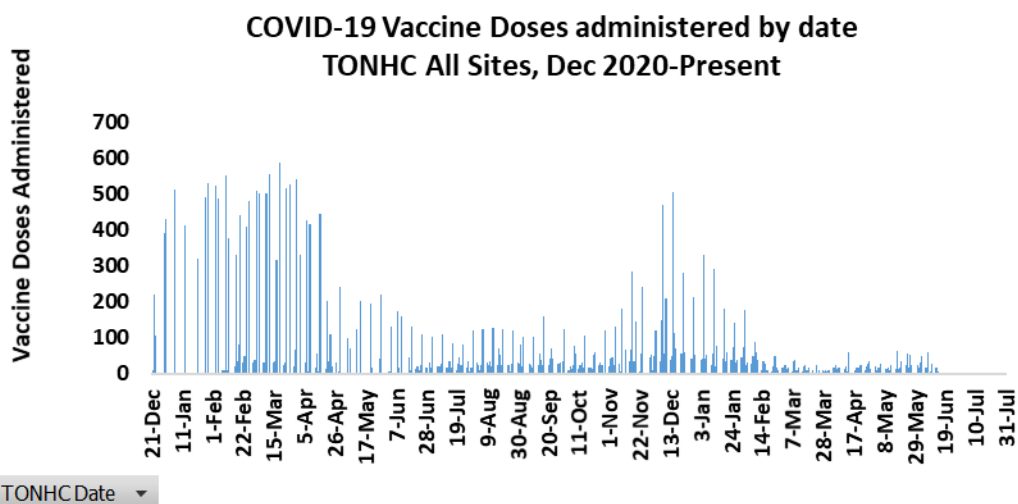
TONHC began COVID-19 vaccination December 22, 2020. TONHC vaccinates through the health centers, community events, and with partner agencies including Pima County Health Department, Tucson Indian Center, University of Arizona, Premier Medical Group, Indian Health Service, and others. Data are retrieved from TONHC's Resource and Patient Management System (RPMS) and the Arizona State Immunization Information System (ASIIS). Vaccination data of TON members who received vaccinations through PIMC are also included. Some vaccinations obtained outside TONHC may be undercounted due to a data exchange disruption between RPMS-ASIIS and will be included as available. Due to these data retrieval issues, total numbers from different databases will not be equal.

Date	2-Jun-22	2-Jul-22
Cumulative COVID-19 vaccines administered through TONHC	27,907	28,408
Doses associated with TONHC and recorded through ASIIS	26,519	27,091
Dose 1	11,869	11,982
Dose 2	10,288	10,399
Dose 3	4,093	4,266
Dose 4	233	419
Dose 5	18	25

Sum of Total number of vaccine administered

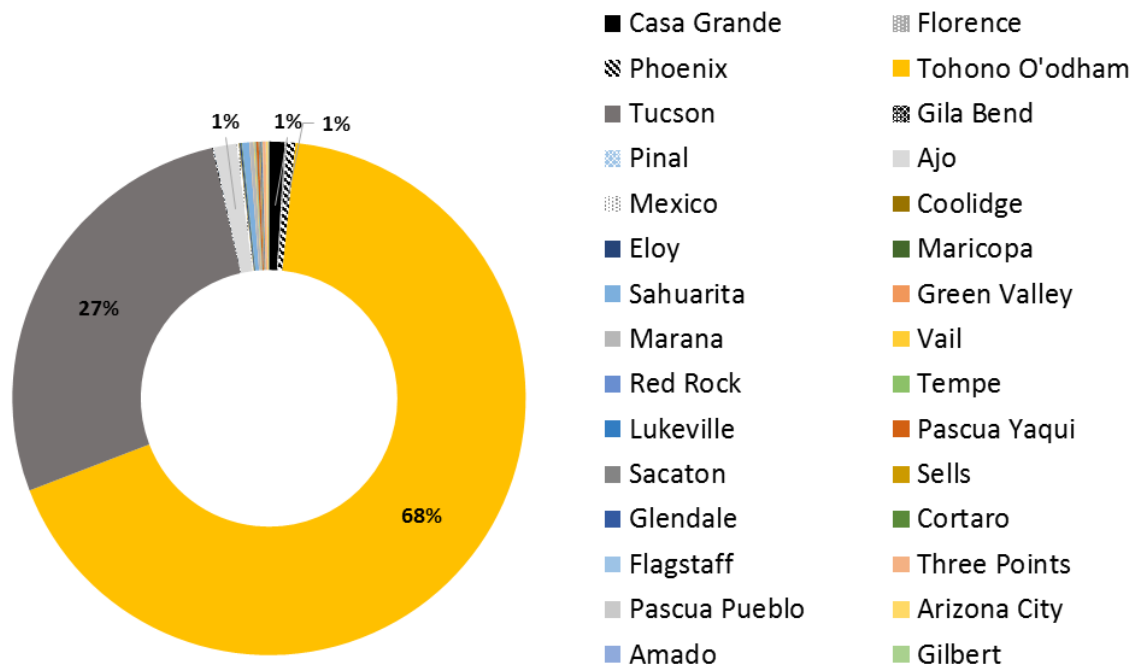


Sum of Total administered today



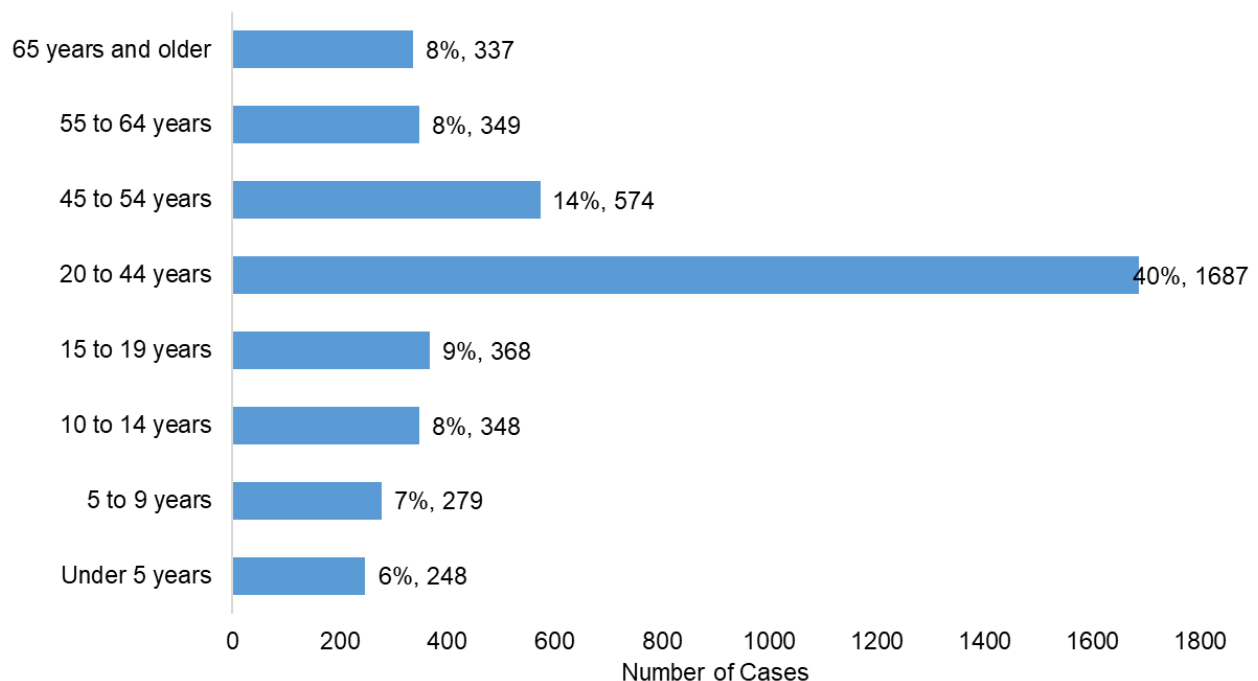
COVID-19 Data Summary

Region of Residence for COVID-19 Cases among Members of the Tohono O'odham Nation



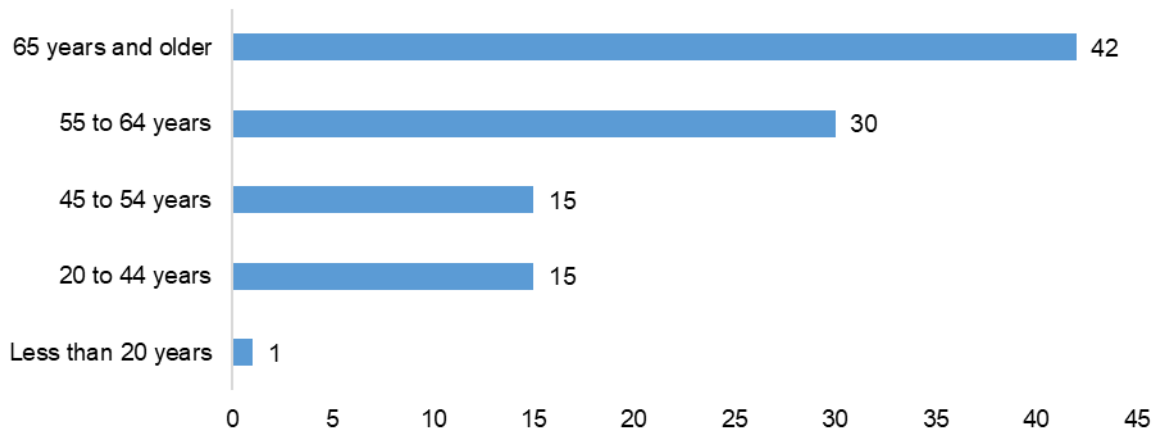
Characteristics of COVID-19 cases among Tohono O'odham Members

Age Distribution of COVID-19 Cases among Tohono O'odham Members, 2020-present



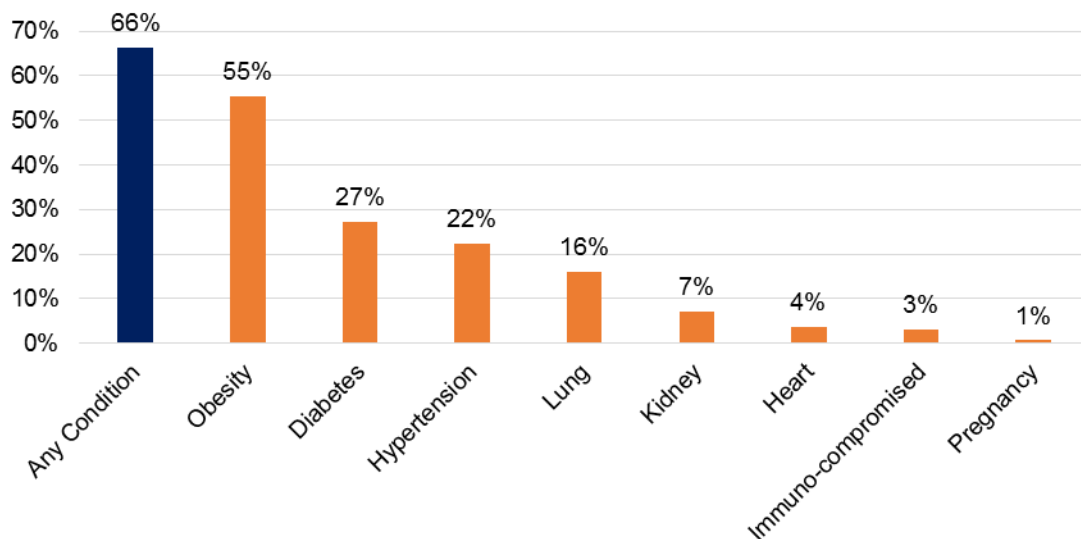
Median age of cases is 31 years (range 1 mo-102 years)

Deceased Covid-19 Cases by Age Group Tohono O'odham Nation Members, 2020-present

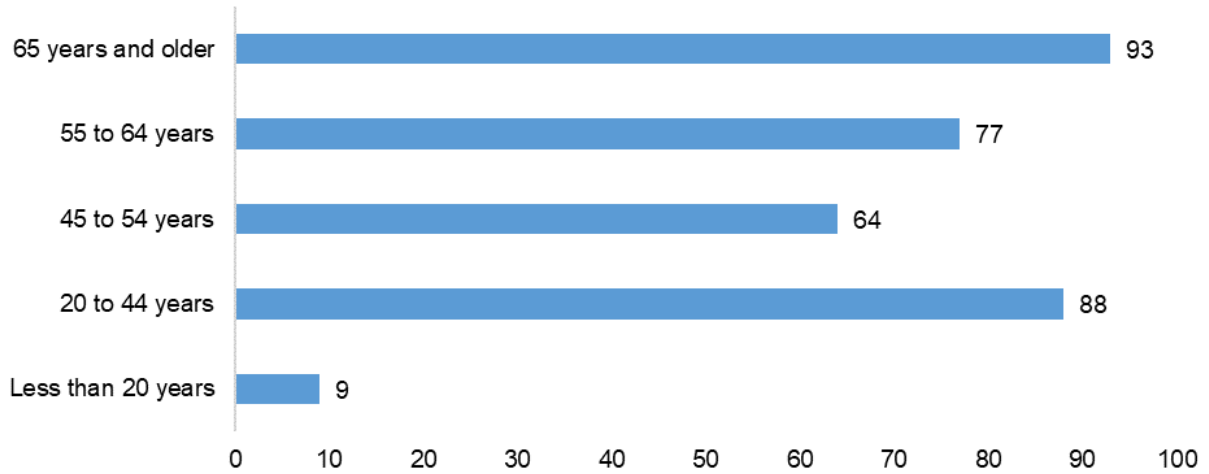


Median age of death is 61 years (range 14-100 years)

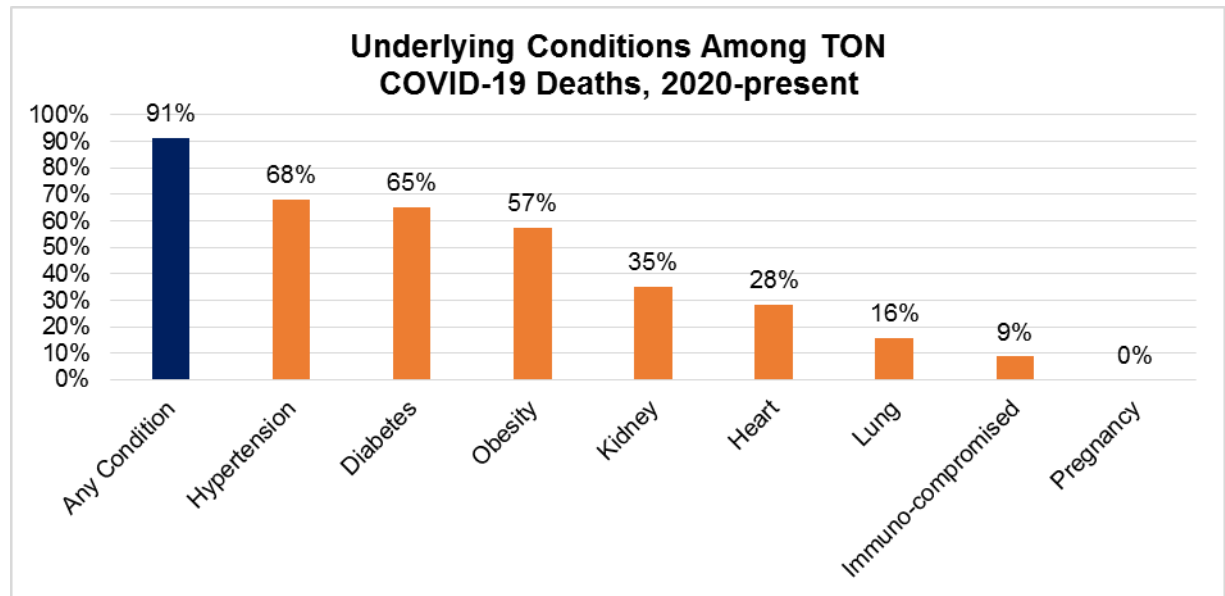
Underlying Conditions of Cases with COVID-19 Among TON Members, 2020-present



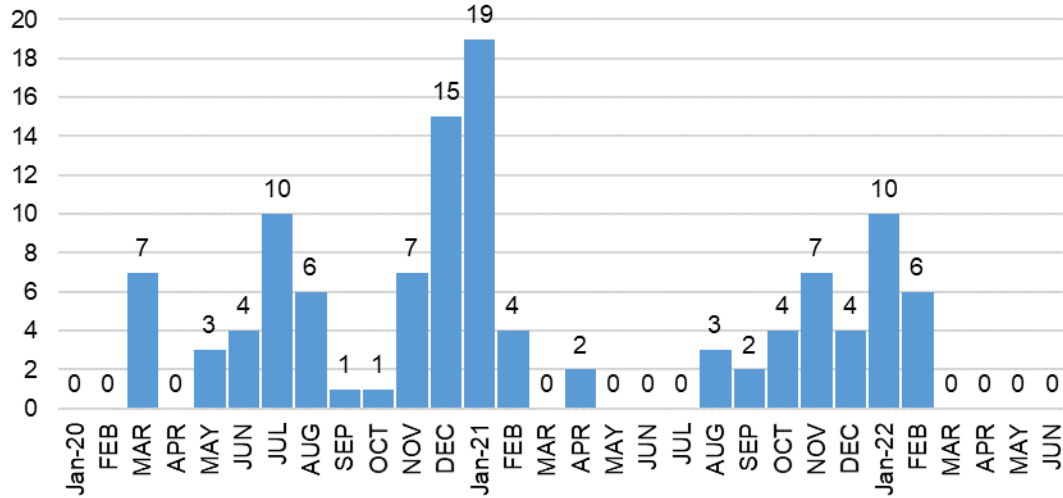
Hospitalized COVID-19 Cases by Age Group TON, 2020-present



Underlying Conditions Among TON COVID-19 Deaths, 2020-present

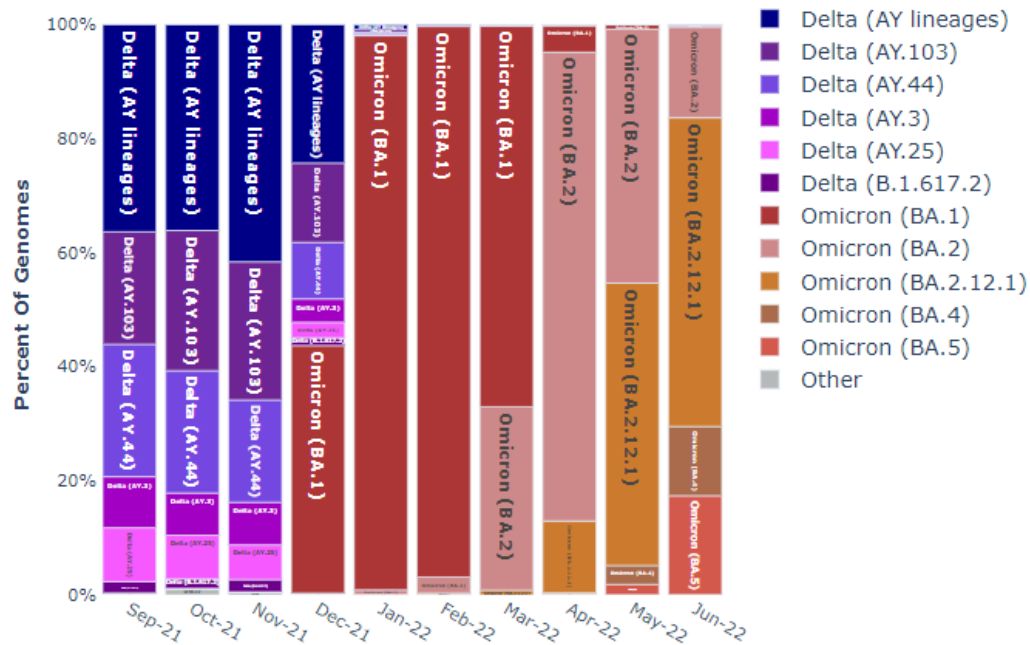


COVID-19 Deaths among TONHC Patients by month, 2020-present



COVID-19 Variants in Arizona

Variants in Arizona Genomes by Month



June 30, 2022, Arizona <https://pathogen.tgen.org/covidseq-tracker/>

Omicron subvariants are currently dominant.

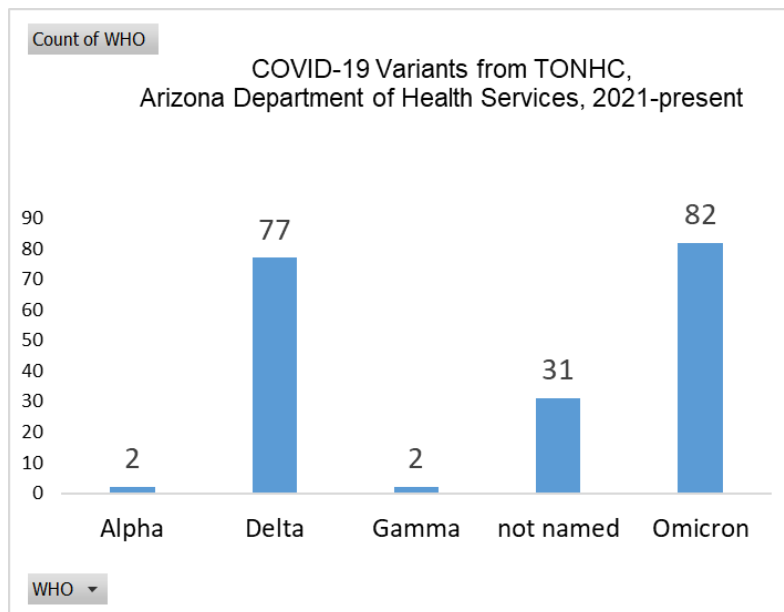
Omicron BA.2.12.1 (54%)

Omicron BA.2 (16%)

Omicron BA.4 (12%)

Omicron BA.5 (17%)

Other variant (<1%)



COVID-19 Laboratory Testing at TONHC

Total Covid-19 Tests Performed at TONHC through 6/29/2022	29566
Total Tests Performed in Past 7 Days	216

Testing Available at TONHC

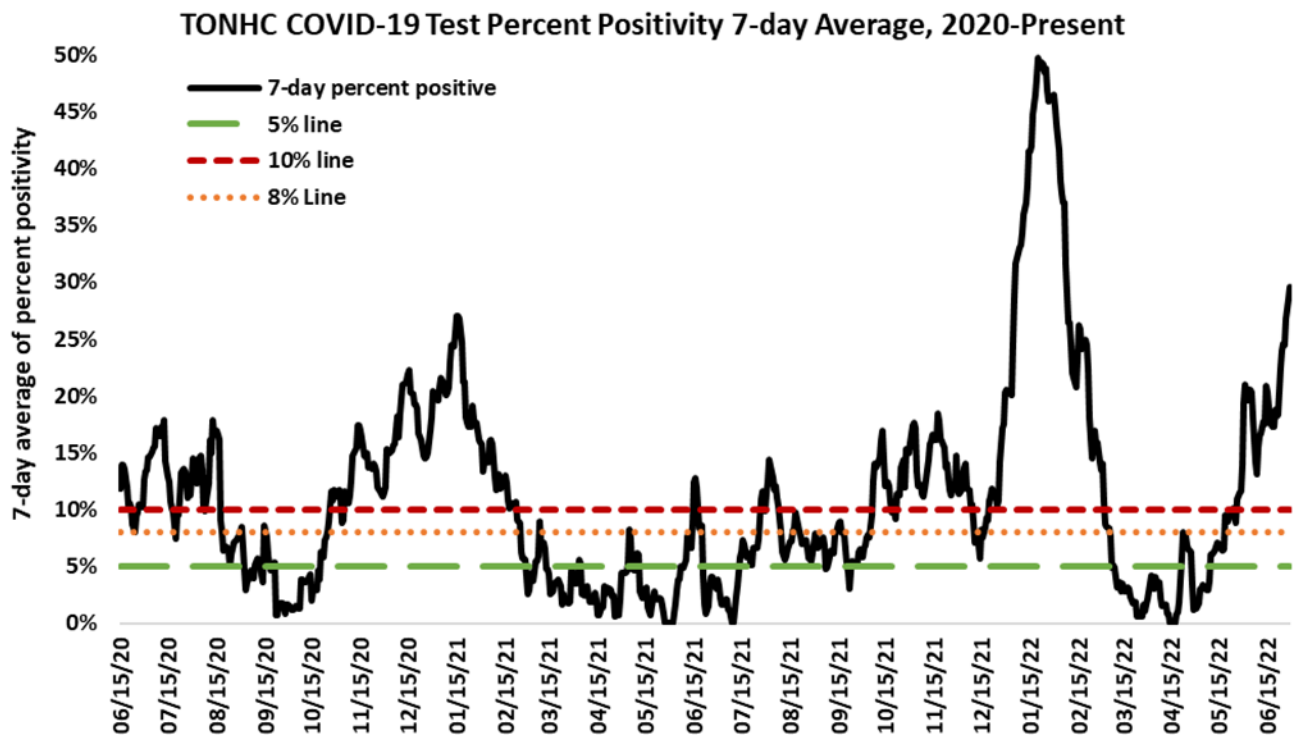
COVID-19 testing began at TONHC on March 23, 2020.

On-site same-day testing began on April 20, 2020 and expanded to same-day testing at San Xavier, Sells, and San Simon Health Centers.

TONHC uses three testing modalities: in-house Nucleic Acid Amplification (Abbott ID NOW) and PCR testing (testing for SARS CoV-2, Flu A, Flu B, and RSV using one swab (began Feb. 1, 2021).

Send-out PCR testing is also available through Sonora Quest.

After CDC recommended to not use serologic testing, effective 8/1/21, in-house antibody testing was discontinued,



Test Percent Positivity 6/29/2022: 29.6%

SELLS INPATIENT UNIT

In accordance with state enhanced surveillance advisory related to COVID-19, daily information is reported to Arizona State using EMResource.

Medical Bed Capacity through 6/29/2022	0
ICU	0
Negative Pressure Rooms	2 - inpatient ward, 1- Emergency Department
COVID-19 patients admitted to TONHC to date	3

COVID-19 Treatments through TONHC

2022	January	February	March	April	May	June
Treatment	Persons Treated with mAb or antiviral medications by month					
Paxlovid	4	16	5	0	1	48
Sotrovimab	19	15	1	0	0	0
Remdesivir	1 (for transfer)	0	0		0	3
Bebtelovimab	0	0	0	0	0	3

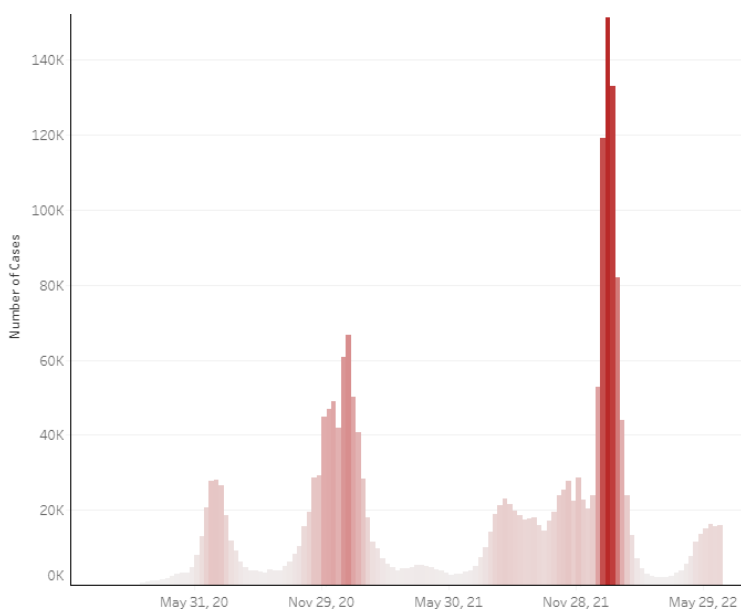
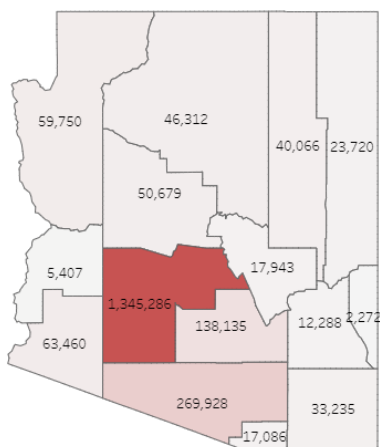
PUBLIC HEALTH NURSING – CONTACT TRACING

County and State Health Departments will assist TON with COVID-19 notifications

The current surge in COVID-19 cases is causing delays for health departments across the state to contact persons infected with COVID-19. During the surge, Pima and Pinal County Health Departments and the Arizona Department Health Services (ADHS) will assist the Tohono O'odham Nation to notify persons who test positive for COVID-19 and persons they might have had contact with. Please cooperate with the health departments if they contact you.

Arizona DATA

COVID-19 Cases by Week

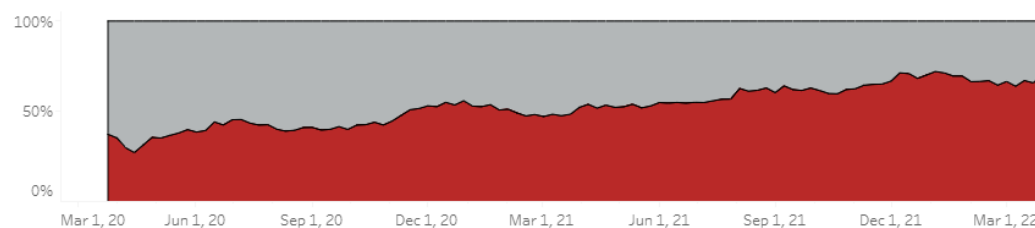


*Illnesses in the past week may not be reported yet

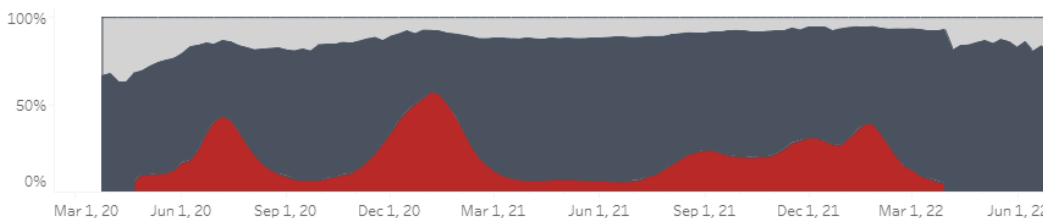
Data are updated on Wednesdays and include data through 6/25/2022.

Number of **Emergency Department** Beds ■ **Available** and ■ **In Use** at Arizona Hospitals

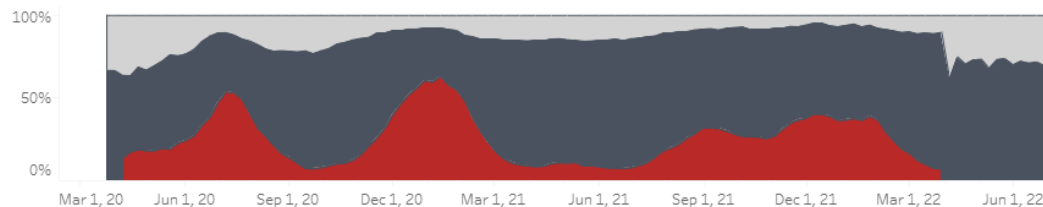
Note : Emergency Department Beds data will not be updated after 3/30/2022



Number of **Inpatient** Beds ■ **Available**, ■ **In Use by non-COVID Patients**, and ■ **In Use by COVID Patients** (starting 4/10/20) at Arizona Hospitals



Number of **Intensive Care Unit (ICU)** Beds ■ **Available**, ■ **In Use by non-COVID Patients**, and ■ **In Use by COVID Patients** (starting 4/10/20) at Arizona Hospitals



Data are updated on Wednesdays and include data through 6/28/2022

APPENDIX

Confirmed COVID-19 Cases and Absolute Change among Enrolled Tohono O'odham Nation Members by Week, 2020-2022*

Week (2020-2021)	Cumulative COVID-19 Cases Among Enrolled Tohono O'odham Tribal	Absolute Change ^s in Cumulative Case Counts from
June 24, 2020 – June 30, 2020	208	
July 1, 2020 – July 2, 2020	265	57
July 8, 2020 – July 14, 2020	324	59
July 15, 2020 – July 21, 2020	349	25
July 22, 2020 – July 28, 2020	382	33
July 29, 2020 – August 4, 2020	421	39
August 5, 2020 – August 11, 2020	468	47
August 12, 2020 – August 18, 2020	501	33
August 19, 2020 – August 25, 2020	513	12
August 26, 2020 – September 1, 2020	523	10
September 2, 2020 – September 8, 2020	532	9
September 9, 2020 – September 15, 2020	546	14
September 16, 2020 – September 22, 2020	546	0
September 23, 2020 – September 29, 2020	547	1
September 30, 2020 – October 6, 2020	549	2
October 7, 2020 – October 13, 2020	560	11
October 14, 2020 – October 20, 2020	566	6
October 21, 2020 – October 27, 2020	584	18
October 28, 2020 – November 3, 2020	597	13
November 4, 2020 – November 10, 2020	637	40
November 11, 2020 – November 17, 2020	687	50
November 18, 2020 – November 24, 2020	744	57
November 25, 2020 – December 1, 2020	805	61
December 2, 2020 – December 8, 2020	890	85
December 9, 2020 – December 15, 2020	1017	127
December 16, 2020 – December 22, 2020	1109	92
December 23, 2020 – December 29, 2020	1191	82
December 30, 2020 – January 5, 2021	1322	131
January 6, 2021 – January 12, 2021	1444	122
January 13, 2021 – January 19, 2021	1530	86
January 20, 2021 – January 26, 2021	1624	94
January 27, 2021 – February 2, 2021	1671	47
February 3, 2021 – February 9, 2021	1705	34
February 10, 2021 – February 16, 2021	1728	23
February 17, 2021 – February 23, 2021	1746	18
February 24, 2021 – March 2, 2021	1752	6
March 3, 2021 – March 9, 2021	1758	6
March 10, 2021 – March 16, 2021	1759	1
March 17, 2021 – March 23, 2021	1761	2
March 24, 2021 – March 30, 2021	1763	2

March 31, 2021 – April 6, 2021	1764	1
April 7, 2021 – April 13, 2021	1766	2
April 14, 2021 – April 20, 2021	1770	4
April 21, 2021 – April 27, 2021	1772	2
April 28, 2021 – May 4, 2021	1780	8
May 5, 2021 – May 11, 2021	1789	9
May 12, 2021 – May 18, 2021	1790	1
May 19, 2021 – May 25, 2021	1793	3
May 26, 2021 – June 1, 2021	1794	1
June 2, 2021 – June 8, 2021	1800	6
June 9, 2021 – June 15, 2021	1818	18
June 16, 2021 – June 22, 2021	1820	2
June 23, 2021 – June 29, 2021	1823	3
June 30, 2021 – July 6, 2021	1825	2
July 7, 2021 – July 13, 2021	1832	7
July 14, 2021 – July 20, 2021	1839	7
July 21, 2021 – July 27, 2021	1850	11
July 28, 2021 – August 3, 2021	1876	26
August 4, 2021 – August 10, 2021	1897	21
August 11, 2021 – August 17, 2021	1925	28
August 18, 2021 – August 24, 2021	1950	25
August 25, 2021 – August 31, 2021	1976	26
September 1, 2021 – September 7, 2021	1991	15
September 8, 2021 – September 14, 2021	2010	19
September 15, 2021 – September 21, 2021	2014	4
September 22, 2021 – September 28, 2021	2027	13
September 29, 2021 – October 5, 2021	2042	15
October 6, 2021 – October 12, 2021	2078	36
October 13, 2021 – October 19, 2021	2106	28
October 20, 2021 – October 26, 2021	2146	40
October 27, 2021 – November 2, 2021	2196	50
November 3, 2021 – November 9, 2021	2241	45
November 10, 2021 – November 16, 2021	2291	50
November 17, 2021 – November 23, 2021	2343	52
November 24, 2021 – November 30, 2021	2374	31
December 1, 2021 – December 7, 2021	2410	35
December 8, 2021 – December 14, 2021	2428	18
December 15, 2021 – December 21, 2021	2450	22
December 22, 2021 – December 28, 2021	2495	45
December 29, 2021 – January 4, 2022	2590	95
January 5, 2022 – January 11, 2022	2843	253
January 12, 2022 – January 18, 2022	3212	369
January 19, 2022 – January 25, 2022	3558	346
January 26, 2022 – February 1, 2022	3752	194
February 2, 2022 – February 8, 2022	3826	74
February 9, 2022 – February 15, 2022	3882	56
February 16, 2022 – February 22, 2022	3918	36

February 23, 2022 – March 1, 2022	3940	22
March 2, 2022 – March 8, 2022	3948	8
March 9, 2022 – March 15, 2022	3954	6
March 16, 2022 – March 22, 2022	3958	3
March 23, 2022 – March 29, 2022	3958	0
March 30, 2022 – April 5, 2022	3962	4
April 6, 2022 – April 12, 2022	3964	2
April 13, 2022 – April 19, 2022	3965	1
April 20, 2022 – April 26, 2022	3974	9
April 27, 2022 – May 4, 2022	3980	6
May 4, 2022 – May 10, 2022	3990	10
May 11, 2022 – May 17, 2022	4001	11
May 18, 2022 – May 24, 2022	4016	15
May 25, 2022 – May 31, 2022	4056	40
June 1, 2022 – June 7, 2022	4083	27
June 8, 2022 – June 14, 2022	4115	32
June 15, 2022 – June 21, 2022	4140	25
June 22, 2022 – June 28, 2022	4190	50

*changes due to added cases

Confirmed COVID-19 Cases and Absolute Change among Persons Residing within the Tohono O'odham Nation by Week, 2020-2022*

Week (2020-2021)	Cumulative COVID-19 Cases Among Enrolled Tohono O'odham Tribal Members Residing within the Tohono O'odham Nation Boundary	Absolute Change^s in Cumulative Case Counts from Previous Week
June 24, 2020 – June 30, 2020	87	
July 1, 2020 – July 2, 2020	116	29
July 8, 2020 – July 14, 2020	163	47
July 15, 2020 – July 21, 2020	182	19
July 22, 2020 – July 28, 2020	204	22
July 29, 2020 – August 4, 2020	234	30
August 5, 2020 – August 11, 2020	272	38
August 12, 2020 – August 18, 2020	299	27
August 19, 2020 – August 25, 2020	309	10
August 26, 2020 – September 1, 2020	319	10
September 2, 2020 – September 8, 2020	326	7
September 9, 2020 – September 15, 2020	340	14
September 16, 2020 – September 22, 2020	340	0
September 23, 2020 – September 29, 2020	340	0
September 30, 2020 – October 6, 2020	341	1
October 7, 2020 – October 13, 2020	349	8
October 14, 2020 – October 20, 2020	352	3
October 21, 2020 – October 27, 2020	358	6

October 28, 2020 – November 3, 2020	369	11
November 4, 2020 – November 10, 2020	402	32
November 11, 2020 – November 17, 2020	437	35
November 18, 2020 – November 24, 2020	485	48
November 25, 2020 – December 1, 2020	528	43
December 2, 2020 – December 8, 2020	589	61
December 9, 2020 – December 15, 2020	685	96
December 16, 2020 – December 22, 2020	747	62
December 23, 2020 – December 29, 2020	796	49
December 30, 2020 – January 5, 2021	884	88
January 6, 2021 – January 12, 2021	969	85
January 13, 2021 – January 19, 2021	1031	62
January 20, 2021 – January 26, 2021	1106	75
January 27, 2021 – February 2, 2021	1137	31
February 3, 2021 – February 9, 2021	1166	29
February 10, 2021 - February 16, 2021	1179	13
February 17, 2021 – February 23, 2021	1191	12
February 24, 2021 – March 2, 2021	1195	4
March 3, 2021 – March 9, 2021	1199	4
March 10, 2021 – March 16, 2021	1200	1
March 17, 2021 – March 23, 2021	1202	2
March 24, 2021 – March 30, 2021	1204	2
March 31, 2021 – April 6, 2021	1204	0
April 7, 2021 – April 13, 2021	1204	0
April 14, 2021 – April 20, 2021	1207	3
April 21, 2021 - April 27, 2021	1207	0
April 28, 2021 – May 4, 2021	1211	4
May 5, 2021 – May 11, 2021	1220	9
May 12, 2021 – May 18, 2021	1221	1
May 19, 2021 – May 25, 2021	1223	2
May 26, 2021 – June 1, 2021	1224	1
June 2, 2021 – June 8, 2021	1228	4
June 9, 2021 – June 15, 2021	1244	16
June 16, 2021 – June 22, 2021	1245	1
June 23, 2021 – June 29, 2021	1246	1
June 30, 2021 – July 6, 2021	1247	1
July 7, 2021 – July 13, 2021	1253	6
July 14, 2021 – July 20, 2021	1258	5
July 21, 2021 – July 27, 2021	1263	5
July 28, 2021 – August 3, 2021	1282	19
August 4, 2021 – August 10, 2021	1294	12
August 11, 2021 – August 17, 2021	1312	18
August 18, 2021 – August 24, 2021	1324	12
August 25, 2021 – August 31, 2021	1339	15
September 1, 2021 – September 7, 2021	1344	5
September 8, 2021 – September 14, 2021	1353	9

September 15, 2021 – September 21, 2021	1355	2
September 2, 2021 – September 28, 2021	1363	8
September 29, 2021 – October 5, 2021	1370	7
October 6, 2021 – October 12, 2021	1396	25
October 13, 2021 – October 19, 2021	1410	14
October 21, 2021 – October 26, 2021	1438	28
October 27, 2021 – November 2, 2021	1467	29
November 3, 2021 – November 9, 2021	1490	23
November 10, 2021 – November 16, 2021	1522	32
November 17, 2021 – November 23, 2021	1548	26
November 24, 2021 – November 30, 2021	1559	11
December 1, 2021 – December 7, 2021	1576	17
December 8, 2021 – December 14, 2021	1590	14
December 15, 2021 – December 21, 2021	1611	21
December 22, 2021 – December 28, 2021	1636	25
December 29, 2021 – January 4, 2022	1705	69
January 5, 2022 – January 11, 2022	1876	171
January 12, 2022 – January 18, 2022	2156	280
January 19, 2022 – January 25, 2022	2412	254
January 26, 2022 – February 1, 2022	2554	141
February 2, 2022 – February 8, 2022	2612	58
February 9, 2022 – February 15, 2022	2659	47
February 16, 2022 – February 22, 2022	2687	28
February 23, 2022 – March 1, 2022	2705	18
March 2, 2022 – March 8, 2022	2710	5
March 9, 2022 – March 15, 2022	2712	2
March 16, 2022 – March 22, 2022	2713	1
March 23, 2022 – March 29, 2022	2713	0
March 30, 2022 – April 5, 2022	2715	2
April 6, 2022 – April 12, 2022	2715	0
April 13, 2022 – April 19, 2022	2716	1
April 20, 2022 – April 26, 2022	2726	10
April 27, 2022 – May 4, 2022	2730	4
May 4, 2022 – May 10, 2022	2740	10
May 11, 2022 – May 17, 2022	2748	8
May 18, 2022 – May 24, 2022	2760	12
May 25, 2022 – May 31, 2022	2789	29
June 1, 2022 – June 7, 2022	2814	25
June 8, 2022 – June 14, 2022	2843	29
June 15, 2022 – June 21, 2022	2863	20
June 22, 2022 – June 28, 2022	2898	35

*Changes due to added cases and reclassification of residence as of 9/1/2021

TONHC COVID-19 Positive Test Results and Absolute Change by Week, 2020-2022

Week (2020-2021)	TONHC Cumulative Positive COVID-19 Test Results	Absolute Change[†] in Positive Test Results from Previous Week
June 24, 2020 – June 30, 2020	153	
July 1, 2020 – July 2, 2020	202	49
July 8, 2020 – July 14, 2020	251	49
July 15, 2020 – July 21, 2020	278	27
July 22, 2020 – July 28, 2020	302	24
July 29, 2020 – August 4, 2020	342	40
August 5, 2020 – August 11, 2020	382	40
August 12, 2020 – August 18, 2020	403	21
August 19, 2020 – August 25, 2020	416	13
August 26, 2020 – September 1, 2020	426	10
September 2, 2020 – September 8, 2020	431	5
September 9, 2020 – September 15, 2020	444	13
September 16, 2020 – September 22, 2020	445	1
September 23, 2020 – September 29, 2020	447	2
September 30, 2020 – October 6, 2020	449	2
October 7, 2020 – October 13, 2020	457	8
October 14, 2020 – October 20, 2020	464	7
October 21, 2020 – October 27, 2020	487	23
October 28, 2020 – November 3, 2020	505	18
November 4, 2020 – November 10, 2020	549	44
November 11, 2020 – November 17, 2020	604	55
November 18, 2020 – November 24, 2020	667	63
November 25, 2020 – December 1, 2020	725	58
December 2, 2020 – December 8, 2020	824	99
December 9, 2020 – December 15, 2020	962	138
December 16, 2020 – December 22, 2020	1066	104
December 23, 2020 – December 29, 2020	1148	82
December 30, 2020 – January 5, 2021	1276	128
January 6, 2021 – January 12, 2021	1409	133
January 13, 2021 – January 19, 2021	1497	88
January 20, 2021 – January 26, 2021	1584	87
January 27, 2021 – February 2, 2021	1630	46
February 3, 2021 – February 9, 2021	1664	34
February 10, 2021 – February 16, 2021	1689	25
February 17, 2021 – February 23, 2021	1706	17
February 24, 2021 – March 2, 2021	1711	5
March 3, 2021 – March 9, 2021	1723	12
March 10, 2021 – March 16, 2021	1729	6
March 17, 2021 – March 23, 2021	1731	2
March 24, 2021 – March 30, 2021	1736	5
March 31, 2021 – April 6, 2021	1739	3
April 7, 2021 – April 13, 2021	1743	4
April 14, 2021 – April 20, 2021	1747	4
April 21, 2021 – April 27, 2021	1748	1

TONHC Situation Update 06/30/2022

Wear a mask, physically distance, and wash your hands to protect Tohono O'odham Nation

April 28, 2021 – May 4, 2021	1755	7
May 5, 2021 – May 11, 2021	1764	9
May 12, 2021 – May 18, 2021	1765	1
May 19, 2021 – May 25, 2021	1768	3
May 26, 2021 – June 1, 2021	1768	0
June 2, 2021 – June 8, 2021	1774	6
June 9, 2021 – June 15, 2021	1792	18
June 16, 2021 – June 22, 2021	1794	2
June 23, 2021 – June 29, 2021	1798	4
June 30, 2021 – July 6, 2021	1800	2
July 7, 2021 – July 13, 2021	1803	3
July 14, 2021 – July 20, 2021	1810	7
July 21, 2021 – July 27, 2021	1823	13
July 28, 2021 – August 3, 2021	1853	30
August 4, 2021 – August 10, 2021	1878	25
August 11, 2021 – August 17, 2021	1906	28
August 18, 2021 – August 24, 2021	1932	26
August 25, 2021 – August 31, 2021	1965	33
September 1, 2021 – September 7, 2021	1978	13
September 8, 2021 – September 14, 2021	1996	18
September 15, 2021 – September 21, 2021	2005	9
September 2, 2021 – September 28, 2021	2019	14
September 29, 2021 – October 5, 2021	2035	16
October 6, 2021 – October 12, 2021	2075	40
October 13, 2021 – October 19, 2021	2102	27
October 21, 2021 – October 26, 2021	2141	39
October 27, 2021 – November 2, 2021	2183	42
November 3, 2021 – November 9, 2021	2236	53
November 10, 2021 – November 16, 2021	2285	50
November 17, 2021 – November 23, 2021	2333	48
November 24, 2021 – November 30, 2021	2369	36
December 1, 2021 – December 7, 2021	2405	36
December 8, 2021 – December 14, 2021	2422	17
December 15, 2021 – December 21, 2021	2452	30
December 22, 2021 – December 28, 2021	2505	53
December 29, 2021 – January 4, 2022	2613	108
January 5, 2022 – January 11, 2022	2927	314
January 12, 2022 – January 18, 2022	3349	422
January 19, 2022 – January 25, 2022	3777	428
January 26, 2022 – February 1, 2022	3986	209
February 2, 2022 – February 8, 2022	4075	89
February 9, 2022 – February 15, 2022	4134	59
February 16, 2022 – February 22, 2022	4168	34
February 23, 2022 – March 1, 2022	4193	25
March 2, 2022 – March 8, 2022	4203	10
March 9, 2022 – March 15, 2022	4209	6
March 16, 2022 – March 22, 2022	4212	3

March 23, 2022 – March 29, 2022	4214	2
March 30, 2022 – April 5, 2022	4220	6
April 6, 2022 – April 12, 2022	4221	1
April 13, 2022 – April 19, 2022	4222	1
April 20, 2022 – April 26, 2022	4232	10
April 27, 2022 – May 3, 2022	4237	5
May 4, 2022 – May 10, 2022	4246	9
May 11, 2022 – May 17, 2022	4259	13
May 18, 2022 – May 24, 2022	4281	22
May 25, 2022 – May 31, 2022	4323	42
June 1, 2022 – June 7, 2022	4358	35
June 8, 2022 – June 14, 2022	4399	41
June 15, 2022 – June 21, 2022	4429	30
June 22, 2022 – June 28, 2022	4492	63